

CONFIDENTIAL PRICESHEET

4Q PRICESHEET '25



\$1,000 Free Freight Allowance (\$1,500 for 8' fixtures)

**Please see last page for possible supplemental charges*



Items marked with icon indicate a price reduction

PORTOR[®]
LIGHTING

www.portorlighting.com

FOR FREE SHIPPING – PLEASE INQUIRE WITH YOUR PORTOR SALES REPRESENTATIVE TO LEARN HOW TO BECOME A PORTOR STOCKING DISTRIBUTOR.

ABOUT US

Portor Industry is a proudly diverse workplace, employing individuals from different nationalities, ethnicities, religions, and social orientations. At Portor Industry, we believe that bringing together individuals from different backgrounds and belief systems solidifies our bonds and creates a stable and healthy environment, which, in turn, helps us better service our customers.

Portor Industry, Inc., located in Ontario, California, is a LED manufacturing company specializing in the production of high-quality, economically priced industrial, commercial, and residential LED lighting. Working with businesses across America, our goal is to be at the forefront of 21st century lighting technology by continuing to introduce superior, superbly designed, affordable LED lights to the American marketplace.

Portor Industry's clientele is distributor-based. Relationships with our customers are paramount, and we pride ourselves on maintaining communication long after a sale is made. It is through this philosophy, and our exceptional product line, that Portor Industry continues to grow exponentially.

PORTORINDUSTRY®
A LED LIGHTING MANUFACTURER

At Portor Industry, we believe in three primary values that guide our work ethic everyday: **courtesy, honesty, and accountability.**
THE FUTURE IS BRIGHT.

COMING SOON

BEAM ANGLE ADJUSTABLE



FLOOD LIGHT Series

Beam Angle Adjustable Flood Light with CCT and Wattage Selector



AREA LIGHT Series

Beam Angle Adjustable Area Light with CCT and Wattage Selector



ROUND HIGH BAY Series

Beam Angle Adjustable Round High Bay with CCT and Wattage Selector

LINEAR PENDANT Series

Direct/Indirect Architectural Linear Pendant with CCT, Wattage, and Up/Down Ratio Selector



Side view



Bottom view



PT-BLP-H0 Series

High-Output Back-lit Flat Panel with CCT and Wattage Selector



2'x4'



2'x2'



1'x4'

PT-WPH-4 Series

Contractor Grade Glass Lens Half Cut-off Wall Pack with CCT and Wattage Selector



DOWNLIGHT EM

AC Output Remote J-box Style EM for 0-10V Downlights



PT-WAA-2 Series

4' Arc Wraparound with CCT and Wattage Selector



PT-WAM-2 Series

4' Modern Wraparound with CCT and Wattage Selector



NEW FEATURES

PALLET PRICING

Expect deeper savings across our top categories, Downlights, Linear High Bays, Round High Bays, and more.

Get ready to stock up, plan your Q4 purchases, and boost your margins with pricing built for volume and value.



ROUND POLE

STEEL / ALUMINUM
NONE-TAPERED

SQUARE POLE

STEEL / ALUMINUM
NONE-TAPERED

ROUND POLE

ALUMINUM
TAPERED



LEAVE THE HARD WORK TO US

Choosing a custom color for your lighting fixtures is more than just picking a shade, it's a professional finishing process that ensures durability and design precision. We offer both powder coating and liquid painting options to match your desired look. Powder coating provides a tough, uniform, and environmentally friendly finish, ideal for high-durability needs and outdoor use. For more intricate designs or exact color matching, liquid painting allows for greater customization and a smoother, refined appearance. Whether you're aiming for a bold brand color, a subtle tone to match your interiors, or a metallic effect, our finishing process guarantees that your fixtures not only perform beautifully, but look stunning, too.

CUSTOM COLOR
AVAILABLE



5 7 10
LIMITED WARRANTY

Standard:
5 Year Limited Warranty

Optional:
7 Year Limited Warranty
10 Year Limited Warranty



Shown is PT-TR0-22-3CP-SR



Portor's Sensor Ready luminaire with multiple wattage and CCT selector.

+



Combined with TEELIO's PT-MS-BT sensor, offers seamless integration for a fully smart bluetooth lighting system.

or

PT-MS-4P-PR
4pin PIR Motion Sensor



or



PT-MS-BT
Bluetooth 4pin Sensor

The PT-MS-BT is a low-voltage sensor compact unit combines daylight harvesting and PIR occupancy sensing to transform luminaires into intelligent lighting solutions.

PT-MS-4P-PR
4pin PIR Motion Sensor

The PT-MS-4P-PR is a PIR motion sensor for sensor ready fixtures

See pricing on page 42

TROFFER ▶

Portor's **Sensor Ready TRO** luminaire, combined with TEELIO's PT-MS-BT sensor, offers seamless integration for a fully smart bluetooth lighting system.



\$59.28

PT-TRO-24-3CP-SR

2' x 4' Sensor Ready Center Basket Troffer with CCT and Wattage Selector



\$43.54

PT-TRO-22-3CP-SR

2' x 2' Sensor Ready Center Basket Troffer with CCT and Wattage Selector



\$46.12

PT-TRO-14-3CP-SR

1' x 4' Sensor Ready Center Basket Troffer with CCT and Wattage Selector



\$65.77

PT-TRO-24-RTK-3CP-SR

2' x 4' Sensor Ready Center Basket Troffer Retrofit Kit



\$47.40

PT-TRO-22-RTK-3CP-SR

2' x 2' Sensor Ready Center Basket Troffer Retrofit Kit



Upgrades existing 2'x4' fluorescent troffers or louvers to LED with our reliable LED troffer retrofit kit fully assembled within the frame.

FLAT PANEL ▶

Portor's **Sensor Ready BLP** luminaire, combined with TEELIO's PT-MS-BT sensor, offers seamless integration for a fully smart bluetooth lighting system.



\$39.69

PT-BLP-24-3CP-SR

2' x 4' Sensor Ready Back-lit Flat Panel with CCT and Wattage Selector



\$27.50

PT-BLP-22-3CP-SR

2' x 2' Sensor Ready Back-lit Flat Panel with CCT and Wattage Selector



\$32.29

PT-BLP-14-3CP-SR

1' x 4' Sensor Ready Back-lit Flat Panel with CCT and Wattage Selector

STRIP LIGHT WRAP AROUND ▶

Portor's **Sensor Ready LS and WAS** luminaire, combined with TEELIO's PT-MS-BT sensor, offers seamless integration for a fully smart bluetooth lighting system.



\$30.10

PT-LS-2F-3CP-SR

2' Sensor Ready Linear Strip Luminaire with CCT and Wattage Selector



\$41.02

PT-LS-4F-3CP-SR

4' Sensor Ready Linear Strip Luminaire with CCT and Wattage Selector



\$65.54

PT-LS-8F-3CP-SR

8' Sensor Ready Linear Strip Luminaire with CCT and Wattage Selector



\$69.55

PT-WAM-4F101-46-5C3P-2-SR

4' Sensor Ready Modern Wraparound Luminaire with CCT and Wattage Selector

\$48.44



PT-WAS-4F51-40-3CP-2-SR

4' Sensor Ready Slim Wraparound Luminaire with CCT and Wattage Selector

\$21.74

Panel, Troffer, Strip
Downlight, Linear High Bay
(price includes installation)

\$31.80

Round High Bay
(price includes installation)

WELCOME ATHENA TO THE PORTOR FAMILY OF PRODUCTS



ATHENA WIRELESS NODE

A-WN-D01-RF-WH

The new Athena Wireless Node is an ultra-small, wireless, integral fixture controller. Packed with technology and endlessly versatile, this tiny device can handle communications via DALI 2 with DALI Type 8, 0-10V, Clear Connect Type X, and simplifies the set-up process with bluetooth.

Features

- Flexible Fixture Applications
- Static White
- Cloud-Connected
- Easy Setup

PRODUCTS COMPATIBLE WITH ATHENA WIRELESS NODE



PT-TRO2 SERIES

Center Basket Troffer with CCT and Wattage Selector




PT-BLP8 SERIES

Back-Lit Flat Panel with CCT and Wattage Selector



PT-LHB SERIES

Linear High Bay Luminaire with CCT and Wattage Selector



PT-LHTL SERIES

Linear High Bay Twin Lens with CCT and Wattage Selector



PT-RHB SERIES

Round High Bay with CCT and Wattage Selector



PT-LS1-SERIES


LED Linear Strip Luminaire with CCT and Wattage Selector



120V-277V

PT-DLR-C SERIES

Can-Less Downlight with Remote J-Box and CCT Selector



120V-277V

PT-DLS2-R SERIES

Round LED Slim Recessed Downlight with 5CCT



MOTION SENSORS AND NODE



PT-MS-BT
Bluetooth PIR Motion Sensor with Daylight Harvesting
(For Sensor Ready fixtures)

\$33.72



PT-MS-35-BT
Bluetooth Audiojack PIR Motion Sensor with Daylight Harvesting

\$43.61



PT-BTN
Bluetooth Node

\$21.96



PT-A-EMS-MW
Microwave Eco Sensor

\$16.47



PT-MS-21-BT-JB
Bluetooth Dual Tech Ceiling Sensor with Daylight Harvesting

\$122.71

CONTROLLERS



PT-BTC-6
6 Amp Bluetooth Controller

\$32.30



20 AMP



PT-BTC-20
20 Amp Bluetooth Controller

\$64.58



PT-RTC-D-BT
Bluetooth Real Time Clock/Energy Monitoring USB-A Dongle

\$100.11



PT-GTB-D-BT
Bluetooth Gateway Bridge USB-A Dongle

\$177.60



PT-PLC-20-BT
20 Amp Plug Load Controller

\$111.41



PT-BTC-PHA-3
3 Amp Phase Dimming Controller

\$183.08



PT-BTC-EM
Bluetooth EM Controller (UL 924)

\$113.02

WALL SWITCHES



PT-5WS-BT-B
Battery 5 Button Wall Switch

\$51.67



PT-3WS-BT-B
Battery 3 Button Wall Switch

\$48.44



PT-3WS-BT-A
AC 3 Button Wall Switch

\$67.43

\$1,000 FFA / \$1,500 for 8' Fixtures

*Please see last page for possible supplemental charges

BAFFLE FINISH

DLR-B Series - Baffle Retrofit Recessed Downlight with CCT and Wattage Selector





• 120V • 2700K/3000K/3500K/4000K/5000K • Dimmable • CRI>90

	Aperture 6"	Cat. No.	Watts	Lumens	Unit Price	Pcs/Carton
		PT-DLR-B-6I-14-5C3P-2	7W/10W/14W	800/1000/1150	\$7.05	36

	Aperture 4"	Cat. No.	Watts	Lumens	Unit Price	Pcs/Carton
		PT-DLR-B-4I-10-5C3P-2	6W/8W/10W	550/700/850	\$5.78	60

Replacement Trim Options for PT-DLR Baffle Series:

	Part #	Unit Price	Pcs/Car.
	TR-DLR-4I-BK	\$1.43	50
	TR-DLR-4I-BN	\$2.70	
	TR-DLR-4I-BZ	\$1.36	


	Part #	Unit Price	Pcs/Car.
	TR-DLR-6I-BK	\$1.84	50
	TR-DLR-6I-BN	\$3.51	
	TR-DLR-6I-BZ	\$1.76	


SMOOTH FINISH

DLR-S Series - Smooth Retrofit Recessed Downlight with CCT and Wattage Selector





• 120V • 2700K/3000K/3500K/4000K/5000K • Dimmable • CRI>90

	Aperture 6"	Cat. No.	Watts	Lumens	Unit Price	Pcs/Carton
		PT-DLR-S-6I-14-5C3P-2	7W/10W/14W	800/1000/1150	\$7.05	36

	Aperture 4"	Cat. No.	Watts	Lumens	Unit Price	Pcs/Carton
		PT-DLR-S-4I-10-5C3P-2	6W/8W/10W	550/700/850	\$5.78	60

Replacement Trim Options for PT-DLR Smooth Series:

	Part #	Unit Price	Pcs/Carton
	TR-DLR-S-4I-BK	\$1.43	50
	TR-DLR-S-4I-BN	\$2.70	
	TR-DLR-S-4I-BZ	\$1.36	


	Part #	Unit Price	Pcs/Carton
	TR-DLR-S-6I-BK	\$1.84	50
	TR-DLR-S-6I-BN	\$3.51	
	TR-DLR-S-6I-BZ	\$1.76	


2-HR FIRE RATED SLIM DOWNLIGHT

PT-DLSB-R-FR Series - 2-HR Fire Rated Slim Baffle Downlight with CCT Selector



• 120V • 2700K/3000K/3500K/4000K/5000K • Dimmable • CRI>90

	Aperture 6"	Cat. No.	Watts	Lumens	Unit Price	Pcs/Carton
		PT-DLSB-R-FR-6I-15W-5CCT	15W	975 / 1018 / 1065 / 1080 / 1057	\$18.77	18

	Aperture 4"	Cat. No.	Watts	Lumens	Unit Price	Pcs/Carton
		PT-DLSB-R-FR-4I-12W-5CCT	12W	817 / 934 / 973 / 977 / 886	\$15.41	18

\$1,000 FFA / \$1,500 for 8' Fixtures

*Please see last page for possible supplemental charges




FIRE RATED SLIM DOWNLIGHT

PT-DLS-R-FR Series - 2-HR Fire Rated Slim Baffle Downlight with CCT Selector



• 120V • 2700K/3000K/3500K/4000K/5000K • Dimmable • CRI>90


 <p>Aperture 6"</p>	Cat. No.	Watts	Lumens	Unit Price	Pcs/Carton
	PT-DLS-R-FR-6I-15W-5CCT	15W	1014 / 1050 / 1103 / 1111 / 1077	\$16.81	18


 <p>Aperture 4"</p>	Cat. No.	Watts	Lumens	Unit Price	Pcs/Carton
	PT-DLS-R-FR-4I-12W-5CCT	12W	792 / 825 / 869 / 875 / 840	\$14.01	18

DLSB2-R Series - Second Generation Slim Baffle Round Downlight with CCT Selector



• 120V • 2700K/3000K/3500K/4000K/5000K • Dimmable • CRI>90

 <p>Aperture 6"</p>	Cat. No.	Watts	Lumens	Unit Price	Pcs/Carton
	PT-DLSB2-R-6I-12W-5CCT	12W	up to 1010	\$10.90	24

 <p>Aperture 4"</p>	Cat. No.	Watts	Lumens	Unit Price	Pcs/Carton
	PT-DLSB2-R-4I-9W-5CCT	9W	up to 700	\$8.86	24


DLS2-R Series - Slim Round Downlight with CCT Selector





*(Lutron and TEELIO - only for the 277V)



• 120V • 2700K/3000K/3500K/4000K/5000K • Dimmable • CRI>90

 <p>Aperture 8"</p>	Cat. No.	Watts	Lumens	Unit Price	Pcs/Carton
	PT-DLS2-R-8I-18W-5CCT	18W	up to 1474	\$14.01	24

 <p>Aperture 6"</p>	Cat. No.	Watts	Lumens	Unit Price	Pcs/Carton
	PT-DLS-R-6I-12W-5CCT-3	12W	up to 1200	\$9.36	24
	PT-DLS-R-6I-12W-5CCT-277-3 ¹			\$14.71	24


 <p>Aperture 4"</p>	Cat. No.	Watts	Lumens	Unit Price	Pcs/Carton
	PT-DLS-R-4I-8W-5CCT-3	8W	up to 630	\$7.45	24
	PT-DLS-R-4I-8W-5CCT-277-3 ¹			\$12.12	24

BLACK SERIES

DLS2-R-BK Series - Slim Round Downlight with CCT Selector in Black Trim





 <p>Aperture 6"</p>	Cat. No.	Watts	Lumens	Unit Price	Pcs/Carton
	PT-DLS2-R-6I-15W-5CCT-BK	15W	up to 1200	\$12.62	24

 <p>Aperture 4"</p>	Cat. No.	Watts	Lumens	Unit Price	Pcs/Carton
	PT-DLS2-R-4I-9W-5CCT-BK	9W	up to 630	\$10.29	24

DLS2-S Series - Slim Square Downlight with CCT Selector



 <p>Aperture 6"</p>	Cat. No.	Watts	Lumens	Unit Price	Pcs/Carton
	PT-DLS2-S-6I-12W-5CCT	12W	up to 1200	\$12.40	24

 <p>Aperture 4"</p>	Cat. No.	Watts	Lumens	Unit Price	Pcs/Carton
	PT-DLS2-S-4I-9W-5CCT	9W	up to 630	\$8.95	24

MOUNTING OPTIONS FOR SLIM SERIES

<p>For Aperture 4"/6"</p>  <p>UNI-DLS-R 4"/6" Universal Slim LED Housing for New Construction \$4.70</p>	<p>For Aperture 4"/6"</p>  <p>RP-UNI-R-46 4"/6" Universal Slim LED Rough plate \$4.46</p>	<p>For Aperture 6"</p>  <p>RP-DLS-R-6I 6" Slim LED Rough plate \$4.36</p>	<p>For Aperture 4"</p>  <p>RP-DLS-R-4I 4" Slim LED Rough plate \$3.24</p>
--	--	---	--

\$1,000 FFA / \$1,500 for 8' Fixtures

*Please see last page for possible supplemental charges

DLR-C Series - Can-Less Downlight with Remote J-Box with CCT Selector



Baffle

Direct Mounting
NO RECESSED HOUSING NEEDED
* For Retrofit of New Construction Installation *

• 120V • 2700K/3000K/3500K/4000K/5000K
• Dimmable • CRI>90

¹(Lutron and TEELIO - only for the 277V)

<p>Aperture 6"</p>	Cat. No.	Watts	Lumens	Unit Price	Pcs/Carton
	PT-DLR-C-6I-15W-5CCT	15W	1100	\$10.30	24
	PT-DLR-C-6I-15W-5CCT-277 ¹	15W	1100	\$16.41	24

<p>Aperture 4"</p>	Cat. No.	Watts	Lumens	Unit Price	Pcs/Carton
	PT-DLR-C-4I-10W-5CCT	10W	820	\$9.52	24
	PT-DLR-C-4I-10W-5CCT-277 ¹	10W	820	\$15.27	24

DLJ-B Series - Downlight with Junction Box with CCT Selector



Baffle

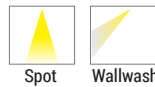
Direct Mounting
NO RECESSED HOUSING NEEDED
* For Retrofit of New Construction Installation *

• 120V • 2700K/3000K/3500K/4000K/5000K • Dimmable • CRI>90

<p>Aperture 6"</p>	Cat. No.	Watts	Lumens	Unit Price	Pcs/Carton
	PT-DLJ-B-6I-15W-5CCT	15W	1103	\$10.32	24

<p>Aperture 4"</p>	Cat. No.	Watts	Lumens	Unit Price	Pcs/Carton
	PT-DLJ-B-4I-10W-5CCT	10W	820	\$8.29	24

DLR-G Series - Gimbal Retrofit Downlight with CCT Selector



• 120V • 2700K/3000K/3500K/4000K/5000K • Dimmable • CRI>90

<p>Aperture 6"</p>	Cat. No.	Watts	Lumens	Unit Price	Pcs/Carton
	PT-DLR-G-6I-16W-5CCT	16W	1,193	\$13.46	24

<p>Aperture 4"</p>	Cat. No.	Watts	Lumens	Unit Price	Pcs/Carton
	PT-DLR-G-4I-10W-5CCT	10W	720	\$11.21	24

DLSM2-R Series - Surface Mount Round Downlight with CCT Selector




• 120V • 2700K/3000K/3500K/4000K/5000K • Dimmable • CRI>90


 <p>Aperture 13"</p>	Cat. No.	Watts	Lumens	Unit Price	Pcs/Carton
	PT-DLSM2-R-13I-24W-5CCT	24W	up to 2090	\$28.41	24

 <p>Aperture 12"</p>	Cat. No.	Watts	Lumens	Unit Price	Pcs/Carton
	PT-DLSM2-R-12I-22W-5CCT	22W	up to 1400	\$28.02	24

 <p>Aperture 11"</p>	Cat. No.	Watts	Lumens	Unit Price	Pcs/Carton
	PT-DLSM2-R-11I-24W-5CCT	24W	up to 2090	\$22.07	24

 <p>Aperture 9"</p>	Cat. No.	Watts	Lumens	Unit Price	Pcs/Carton
	PT-DLSM2-R-9I-18W-5CCT	18W	up to 1398	\$11.03	24

 <p>Aperture 7"</p>	Cat. No.	Watts	Lumens	Unit Price	Pcs/Carton
	PT-DLSM2-R-7I-15W-5CCT	15W	up to 1095	\$8.95	24

 <p>Aperture 5"</p>	Cat. No.	Watts	Lumens	Unit Price	Pcs/Carton
	PT-DLSM2-R-5I-10W-5CCT	10W	up to 600	\$8.17	24

*(Based on Energy Star Test Result@4000K)




AVAILABLE ROUND TRIM RING OPTIONS (SOLD SEPARATELY)



Part #	Unit Price	Part #	Unit Price	Part #	Unit Price
TRR-SM2-5I-BK	\$1.36	TRR-SM2-5I-BZ	\$1.36	TRR-SM2-5I-BN	\$2.11
TRR-SM2-7I-BK	\$1.89	TRR-SM2-7I-BZ	\$1.89	TRR-SM2-7I-BN	\$2.98
TRR-SM2-9I-BK	\$2.70	TRR-SM2-9I-BZ	\$2.70	TRR-SM2-9I-BN	\$3.79
TRR-SM-12I-BK	\$5.28	TRR-SM-12I-BZ	\$6.17	TRR-SM-12I-BN	\$6.70

DLSM2-S Series - Square Surface Mount Downlight with CCT Selector



 <p>Aperture 12"</p>	Cat. No.	Watts	Lumens	Unit Price	Pcs/Carton
	PT-DLSM2-S-12I-22W-5CCT	22W	up to 1400	\$34.39	24
 <p>Aperture 9"</p>	Cat. No.	Watts	Lumens	Unit Price	Pcs/Carton
	PT-DLSM2-S-9I-18W-5CCT	18W	up to 1100	\$22.52	24
 <p>Aperture 7"</p>	Cat. No.	Watts	Lumens	Unit Price	Pcs/Carton
	PT-DLSM2-S-7I-15W-5CCT	15W	up to 900	\$16.89	24
 <p>Aperture 5"</p>	Cat. No.	Watts	Lumens	Unit Price	Pcs/Carton
	PT-DLSM-S-5I-10W-3CCT	10W	up to 600	\$12.58	24

*(Based on Energy Star Test Result@4000K)



AVAILABLE SQUARE TRIM RING OPTIONS (SOLD SEPARATELY)



Part #	Unit Price	Part #	Unit Price	Part #	Unit Price
TRS-SM2-5I-BK	\$3.24	TRS-SM2-5I-BZ	\$3.80	TRS-SM2-5I-BN	\$4.38
TRS-SM2-7I-BK	\$3.80	TRS-SM2-7I-BZ	\$4.38	TRS-SM2-7I-BN	\$5.23
TRS-SM2-9I-BK	\$4.64	TRS-SM2-9I-BZ	\$5.65	TRS-SM2-9I-BN	\$6.07
TRS-SM-12I-BK	\$10.06	TRS-SM-12I-BZ	\$11.84	TRS-SM-12I-BN	\$12.73

DMS Series - Closet Light with PIR Motion Sensor

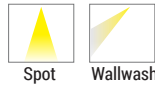


 <p>Aperture 6"</p>	Cat. No.	Watts	Lumens	Unit Price	Pcs/Carton
	PT-DMS-6I-15W-5CCT	15W	up to 900	\$18.34	20
 <p>Aperture 4"</p>	Cat. No.	Watts	Lumens	Unit Price	Pcs/Carton
	PT-DMS-4I-10W-5CCT	10W	up to 600	\$15.82	20


\$1,000 FFA / \$1,500 for 8' Fixtures


*Please see last page for possible supplemental charges

DLG2 / DLF62 Series - Economy Round Can-less Gimbal Downlight with CCT Selector




• 120V • 2700K/3000K/3500K/4000K/5000K • Dimmable • CRI>90

	Aperture 3"	Cat. No.	Watts	Lumens	Unit Price	Pcs/Carton
		PT-DLG2-R-3I-8W-5CCT	8W	up to 671	\$17.97	24

	Aperture 4"	Cat. No.	Watts	Lumens	Unit Price	Pcs/Carton
		PT-DLG2-R-4I-12W-5CCT	12W	up to 912	\$23.84	24

	Aperture 6"	Cat. No.	Watts	Lumens	Unit Price	Pcs/Carton
		PT-DLG2-R-6I-18W-5CCT	18W	up to 1466	\$30.57	12


	Aperture 4"	Cat. No.	Watts	Lumens	Unit Price	Pcs/Carton
		PT-DLF62-R-4I-9W-5CCT	9W	up to 675	\$16.54	24


*BULK24 OPTION AVAILABLE


DDL-3 Series - Disk Downlight with CCT Selector



• 120V • 2700K/3000K/3500K/4000K/5000K • Dimmable • CRI>90

	Aperture 8"	Cat. No.	Watts	Lumens	Unit Price	Pcs/Carton	Bulk 24 Price	Pcs/Carton
		PT-DDL-8I-15W-5CCT-3	15W	up to xxx	\$11.23	24	-	-

	Aperture 6"	Cat. No.	Watts	Lumens	Unit Price	Pcs/Carton	Bulk 24 Price	Pcs/Carton
		PT-DDL-6I-12W-5CCT-3	12W	up to 1023	\$6.22	24	\$6.01	24


	Aperture 4"	Cat. No.	Watts	Lumens	Unit Price	Pcs/Carton	Bulk 24 Price	Pcs/Carton
		PT-DDL-4I-7W-5CCT-3	7W	up to 586	\$4.92	40	\$4.76	24


DL31-EDL Series - Edge-Lit 3in1 Surface Mount with CCT Selector



MOUNTING OPTIONS
 • Junction Box
 • Recessed Housing
 • Can-less

• 120V • 2700K/3000K/3500K/4000K/5000K • Dimmable • CRI>90

 <p>Aperture 6"</p>	Cat. No.	Watts	Lumens	Unit Price	Pcs/Carton
	PT-DL31-EDL-6I-12W-5CCT	12W	1404	\$13.89	10


 <p>Aperture 4"</p>	Cat. No.	Watts	Lumens	Unit Price	Pcs/Carton
	PT-DL31-EDL-4I-10W-5CCT	10W	910	\$11.17	10


DL31-BL Series - Back-Lit 3in1 Surface Mount with CCT Selector



MOUNTING OPTIONS
 • Junction Box
 • Recessed Housing
 • Can-less

• 120V • 2700K/3000K/3500K/4000K/5000K • Dimmable • CRI>90

 <p>Aperture 6"</p>	Cat. No.	Watts	Lumens	Unit Price	Pcs/Carton
	PT-DL31-BL-6I-12W-5CCT	12W	960	\$16.30	12

 <p>Aperture 4"</p>	Cat. No.	Watts	Lumens	Unit Price	Pcs/Carton
	PT-DL31-BL-4I-10W-5CCT	10W	683	\$11.17	12


DLS-21-R Series - Slim Disk 2in1 Downlight with CCT Selector



MOUNTING OPTIONS
 • Recessed Housing
 • Can-less

• 120V • 2700K/3000K/3500K/4000K/5000K • Dimmable • CRI>90

 <p>Aperture 6"</p>	Cat. No.	Watts	Lumens	Unit Price	Pcs/Carton
	PT-DLS-21-R-6I-14W-5CCT	14W	1,404	\$12.38	10

 <p>Aperture 4"</p>	Cat. No.	Watts	Lumens	Unit Price	Pcs/Carton
	PT-DLS-21-R-4I-10W-5CCT	10W	910	\$10.57	10

\$1,000 FFA / \$1,500 for 8' Fixtures


*Please see last page for possible supplemental charges

CDL-3 Series - Commercial Grade Recessed Downlight with CCT and Wattage Selector




Direct Mounting • 20" Whip Included • For Retrofit or New Construction
 • 120V-277V • 2700K/3000K/3500K/4000K/5000K • Dimmable • CRI>90

	Aperture 10"	Cat. No.	Watts	Lumens	Unit Price	Pcs/Carton
		PT-CDL-10I-38-5C3P-3	22W/30W/38W	up to 3688	\$37.00	2

	Aperture 8"	Cat. No.	Watts	Lumens	Unit Price	Pcs/Carton
		PT-CDL-8I-30-5C3P-3	14W/22W/30W	up to 3531	\$32.48	4

	Aperture 6"	Cat. No.	Watts	Lumens	Unit Price	Pcs/Carton
		PT-CDL-6I-22-5C3P-3	12W/17W/22W	up to 2438	\$27.09	4


	Aperture 4"	Cat. No.	Watts	Lumens	Unit Price	Pcs/Carton
		PT-CDL-4I-12-5C3P-3	6W/9W/12W	up to 1384	\$20.76	24

REPLACEMENT TRIM RING OPTIONS (SOLD SEPARATELY)




Part #	Unit Price	Part #	Unit Price	Part #	Unit Price
TRR-CDL-4I-BK	\$1.47	TRR-CDL-4I-BZ	\$2.95	TRR-CDL-4I-BN	\$1.47
TRR-CDL-6I-BK	\$5.61	TRR-CDL-6I-BZ	\$5.61	TRR-CDL-6I-BN	\$7.96
TRR-CDL-8I-BK	\$7.67	TRR-CDL-8I-BZ	\$7.67	TRR-CDL-8I-BN	\$9.29
TRR-CDL-10I-BK	\$10.86	TRR-CDL-10I-BZ	\$10.86	TRR-CDL-10I-BN	\$13.58


MOUNTING OPTIONS FOR CDL2 SERIES (SOLD SEPARATELY)




UNI-DLS-R
 4"/6" Universal Slim LED Housing for New Construction
 \$4.70




RP-UNI-R-46
 4"/6" Universal Slim LED Rough plate
 \$4.46



RP-DLS-R-8I
 8" Slim LED Rough plate
 (Only for use with PT-CDL2-8I-5C3P)
 \$5.42



RP-DLS-R-6I
 6" Slim LED Rough plate
 \$4.36



RP-DLS-R-4I
 4" Slim LED Rough plate
 \$3.24

\$1,000 FFA / \$1,500 for 8' Fixtures


*Please see last page for possible supplemental charges


TRO-RTK Series - Retrofit-kit Troffer Luminaire with CCT and Wattage Selector



• 120V-277V • 3500K/4000K/5000K
• Dimmable • CRI>80



	2'x4'	Cat. No.	Watts	Lumens	Unit Price	Qty	DLC Product ID
		PT-TRO-24-25-RTK-3CP	25W/30W/35W	up to 4,888	\$57.41	1	S-FRQ7M5
		EM BATTERY OPTION:	PT-EMD-8W (see page 40)				

	2'x2'	Cat. No.	Watts	Lumens	Unit Price	Qty	DLC Product ID
		PT-TRO-22-RTK-3CP	25W/30W/35W	up to 4,753	\$45.13	1	S-6YKRXR
		EM BATTERY OPTION:	PT-EMD-8W (see page 40)				


HIGH OUTPUT


TRO-HO Series - High Output Troffer Luminaire with CCT and Wattage Selector



• 120V-277V • 3500K/4000K/5000K
• Dimmable • CRI>80



	2'x4'	Cat. No.	Watts	Lumens	Unit Price	Qty	DLC Product ID
		PT-TRO-HO-24-3CP	42W/54W/65W	up to 8,450	\$73.79	1	S-RB3BGG
		EM BATTERY OPTION:	PT-EMD-8W (see page 45)				


	2'x2'	Cat. No.	Watts	Lumens	Unit Price	Qty	DLC Product ID
		PT-TRO-HO-22-3CP	30W/35W/40W	up to 5,200	\$41.39	1	S-01LZ7X
		EM BATTERY OPTION:	PT-EMD-8W (see page 45)				


TRO2Series - Troffer Luminaire with CCT and Wattage Selector




• 120V-277V • 3500K/4000K/5000K
• Dimmable • CRI>80



	2'x4'	Cat. No.	Watts	Lumens	Unit Price	Qty	DLC Product ID
		PT-TRO2-24-3CP	34W/38W/45W	up to 6,300	\$57.01	1	S-7HWVTX
		PT-TRO2-24-3CP-EM			\$108.77		

	2'x2'	Cat. No.	Watts	Lumens	Unit Price	Qty	DLC Product ID
		PT-TRO2-22-3CP	25W/30W/35W	up to 5,000	\$41.28	1	S-DDM19F
		PT-TRO2-22-3CP-EM			\$93.04		

	1'x4'	Cat. No.	Watts	Lumens	Unit Price	Qty	DLC Product ID
		PT-TRO2-14-3CP	25W/30W/35W	up to 5,000	\$43.86	1	S-KZ1P9S
		EM BATTERY OPTION:	PT-EMD-8W (see page 45)				

MOUNTING KIT/ACCESSORIES/OPTIONS (SOLD SEPARATELY)



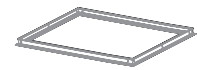
SMK-UNI-24..... \$33.23
2' x 4' Universal Surface Mount Kit



FK-24..... \$30.59
2' x 4' Flange Kit in White Finish




SMK-UNI-22..... \$23.77
2' x 2' Universal Surface Mount Kit



FK-22..... \$22.09
2' x 2' Flange Kit in White Finish



SMK-UNI-14..... \$28.31
1' x 4' Universal Surface Mount Kit



FK-14..... \$28.10
1' x 4' Flange Kit in White Finish



MC-5W-SC-6F
MC-6W-SC-6F

6 ft Metal Flex Whip
(For pricing, see page 42)

BLP-9 Series - Back-lit Flat Panel Luminaire with CCT and Wattage Selector



• 120V-277V • 3500K/4000K/5000K • Dimmable • CRI>80



<p>2'x4'</p>	Cat. No.	Watts	Lumens	Unit Price	Qty	DLC Product ID
	PT-BLP-24-40-3CP-9 PT-BLP-24-40-3CP-9-EM <i>(8W factory installed EM)</i>	20W/30W/40W	up to 5,763	\$36.11	1	S-JPS3Q5
20W/30W/40W up to 5,763 \$97.12 1						

EM BATTERY OPTIONS:
 PT-EMA-P-8W / PT-EMA-8W (see page 45)

<p>2'x2'</p>	Cat. No.	Watts	Lumens	Unit Price	Qty	DLC Product ID
	PT-BLP-22-40-3CP-9 PT-BLP-22-40-3CP-9-EM <i>(8W factory installed EM)</i>	20W/30W/40W	up to 5,475	\$26.62	1	S-1R4RPZ
20W/30W/40W up to 5,475 \$84.93 1						

EM BATTERY OPTIONS:
 PT-EMA-P-8W / PT-EMA-8W (see page 45)

MOUNTING KIT/ACCESSORIES/OPTIONS (SOLD SEPARATELY)



SMK-UNI-24..... \$33.23
 2' x 4' Universal Surface Mount Kit



SMK-UNI-22..... \$23.77
 2' x 2' Universal Surface Mount Kit



SMK-UNI-14..... \$28.31
 1' x 4' Universal Surface Mount Kit



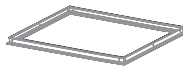
A-CBL-BLP-224 \$14.74
 2x4, 2x2 - 5' Aircraft Cable (in pair)




MC-5W-SC-6F
MC-6W-SC-6F
 6 ft Metal Flex Whip
(For pricing, see page 42)



FK-24..... \$30.59
 2' x 4' Flange Kit in White Finish



FK-22..... \$22.09
 2' x 2' Flange Kit in White Finish



FK-14..... \$28.10
 1' x 4' Flange Kit in White Finish



A-CBL-BLP-14..... \$14.22
 1x4 - 5' Aircraft Cable in pair




JB-BLP
\$5.22
 Junction box
(Field Install)


WRAPAROUND Series - Modern, Slim Style Wraparound Luminaire with CCT and Wattage Selector




• 120V-277V • 2700K/3000K/3500K/4000K/5000K • Dimmable • CRI>80



 <p>ARRIVING IN DECEMBER</p>	4'	Cat. No.	Watts	Lumens	Unit Price	Qty	DLC Product ID
		PT-WAM-4F10I-46-5C3P-2 (MODERN STYLE) 10" WIDTH	30W/38W/46W	up to 5,750	\$66.02	1	-

	4'	Cat. No.	Watts	Lumens	Unit Price	Qty	DLC Product ID
		PT-WAS-4F5I-40-3CP-2 (SLIM STYLE) 5" WIDTH	28W/33W/40W	up to 5,195	\$44.91	1	-


	PT-MSH-LV-MW	Motion Sensor	For pricing (see page 42)	EM BATTERY OPTIONS:			
	MSH-RC2	Remote Control Unit		PT-EMD-8W (see page 45)			


WA2 Series - Wraparound Luminaire with CCT and Wattage Selector



• Slim Profile (7" width) • 120V-277V • 3500K/4000K/5000K • Dimmable • CRI>80



	4'	Cat. No.	Watts	Lumens	Unit Price	Qty	DLC Product ID
		PT-WA2-4F7I-3CP	30W/35W/40W	5,280	\$50.50	4 pcs/carton	PL50M2XS43JA


	MS-MW	Motion Sensor	For pricing (see page 47)	EM BATTERY OPTIONS:			
	MSH-RC2	Remote Control Unit		PT-EMD-8W (see page 45)			


WAFa Series - Wraparound Luminaire with CCT and Wattage Selector



• Slim Profile (9" width) • 120V-277V • 3500K/4000K/5000K • Dimmable • CRI>80



	4'	Cat. No.	Watts	Lumens	Unit Price	Qty	DLC Product ID
		PT-WAFa-4F9I-3CCT	30W/35W/40W	5,280	\$59.25	4 pcs/carton	PLO4Y02TWL2B

	MS-MW	Motion Sensor	For pricing (see page 47)	EM BATTERY OPTIONS:			
	MSH-RC2	Remote Control Unit		PT-EMD-8W (see page 45)			

\$1,000 FFA / \$1,500 for 8' Fixtures


*Please see last page for possible supplemental charges


VT2 Series - Vaportight Luminaire with CCT Selectable and Wattage Selector




• 120V-277V • 3500K/4000K/5000K • Dimmable • CRI>80



	Cat. No.	Watts	Lumens	Unit Price	Qty	DLC Product ID
	PT-VT2-2F-3CP	15W/20W/25W	3,575	\$42.65	4 pcs/carton	--

	Cat. No.	Watts	Lumens	Unit Price	Qty	DLC Product ID
	PT-VT2-4F-3CP	34W/38W/45W	5,895	\$52.79	4 pcs/carton	S-7FAUSE

	Cat. No.	Watts	Lumens	Unit Price	Qty	DLC Product ID
	*PT-VT2-8F-3CP	44W/65W/75W	9,825	\$119.71	4 pcs/carton	S-JVX8W4

*Free Freight Allowance on any order with 8-foot fixtures is \$1,500 (Western) \$2,000 (Eastern)


	PT-MSK-LV-MW	Low Voltage Microwave Motion Sensor	For pricing (see page 47)	EM BATTERY OPTIONS: (2F & 4F) PT-EMD-8W (8F) PT-EMN-15W-050 (see page 45, 46)		A-CBL-10FT.....\$8.15 10' Aircraft Cable w/ V-hooks in pair
	MSK-LV-RC	Remote Control Unit				

PT-VS-WD Series - Wide Style Vapor-Seal Luminaire with CCT and Wattage Selector



• 120V-277V • 3500K/4000K/5000K • Dimmable • CRI>80




	Cat. No.	Watts	Lumens	Unit Price	Qty	DLC Product ID
	PT-VS-WD-4F-HW-3CP	150W/175W/200W	up to 20,400	\$178.17	1 PC/carton	S-WVDGJV


PT-VS-MO Series - Modest Style Vapor-Seal Luminaire with CCT and Wattage Selector




• 120V-277V • 3500K/4000K/5000K • Dimmable • CRI>80



	Cat. No.	Watts	Lumens	Unit Price	Qty	DLC Product ID
	PT-VS-MO-4F-3CP	30W/40W/50W	up to 6,900	\$61.73	1 PC/carton	S-WX44Y9

	Cat. No.	Watts	Lumens	Unit Price	Qty	DLC Product ID
	*PT-VS-MO-8F-3CP	70W/80W/90W	up to 12,420	\$139.40	1 PC/carton	S-2GGX8Y

*Free Freight Allowance on any order with 8-foot fixtures is \$1,500 (Western) \$2,000 (Eastern)

	PT-MSH-LV-MW	Motion Sensor	For pricing (see page 47)	EM BATTERY OPTIONS: (VS-WD-HW) PT-EMD-32W (VS-MO-4F) PT-EMD-8W, (VS-MO-8F) PT-EMN-15W-050 (see page 45, 46)
	MSH-RC2	Remote Control Unit		

\$1,000 FFA / \$1,500 for 8' Fixtures

*Please see last page for possible supplemental charges

LS1 Series - Linear Strip Luminaire with CCT and Wattage Selector



• 120V-277V • 3500K/4000K/5000K • Dimmable • CRI>80



Image	Length	Cat. No.		Watts	Lumens	Unit Price	Qty	DLC Product ID
		PT-LS1-2FT-3CP	15W/20W/25W	up to 2600	\$28.36	6 pcs/carton	S-Q0Y7BK	
Image	4'	Cat. No.		Watts	Lumens	Unit Price	Qty	DLC Product ID
		PT-LS1-4FT-3CP	25W/30W/40W	up to 5320	\$39.28	6 pcs/carton	PHLATIVZ	
		PT-LS1-4FT-3CP-EM	25W/30W/40W	8W (EM)	\$91.04	6 pcs/carton		
Image	8'	Cat. No.		Watts	Lumens	Unit Price	Qty	DLC Product ID
		*PT-LS1-8FT-3CP	55W/60W/65W	up to 8580	\$63.59	6 pcs/carton	PLTT40DDHZT3	
		*PT-LS1-8FT-3CP-EM	55W/60W/65W	15W (EM)	\$135.11	6 pcs/carton		

*Free Freight Allowance on any order with 8-foot fixtures is \$1,500 (Western) \$2,000 (Eastern)

LS-HO Series - High Output Linear Strip Luminaire with CCT and Wattage Selector



• 120V-277V • 3500K/4000K/5000K • Dimmable • CRI>80



Image	Length	Cat. No.		Watts	Lumens	Unit Price	Qty	DLC Product ID
		PT-LS-HO-4F-3CP	44W/60W/80W	up to 11,000	\$52.32	6 pcs/carton	S-N36D1H	
Image	8'	Cat. No.		Watts <td>Lumens <td>Unit Price <td>Qty <td>DLC Product ID</td> </td></td></td>	Lumens <td>Unit Price <td>Qty <td>DLC Product ID</td> </td></td>	Unit Price <td>Qty <td>DLC Product ID</td> </td>	Qty <td>DLC Product ID</td>	DLC Product ID
		*PT-LS-HO-8F-3CP	112W/126W/142W	up to 18,000	\$109.66	6 pcs/carton	S-V1WYS2	



*Free Freight Allowance on any order with 8-foot fixtures is \$1,500

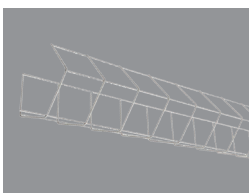
EM BATTERY OPTIONS:

PT-EMN-15W-050 (see page 46)

MOTION SENSORS/ACCESSORIES/OPTIONS (SOLD SEPARATELY)

Image	PT-MSK-LV-MW	Low Voltage Microwave Motion Sensor	For pricing (see page 47)	Image	PT-UNI-35-PR	PIR Motion Sensor	For pricing (see page 47)
	MSK-LV-RC	Remote Control Unit			ELB-UNI-35	Elbow for PT-UNI-35-PR (Required)	
				Image	MSS-RC-100	Remote Control	

WIRE GUARD



\$10.52

WG-LS1-4F
Wire guard for 4-ft LS1 & LS-HO

(For 8-ft fixtures, two WG-LS1-4F are needed)

CONNECTOR



\$2.29
CON-LS1

Connector used for continuous row mounting

MOUNTING OPTIONS



\$9.14

A-CBL
10' Aircraft Cable w/ paddles in pair



\$8.15

A-CBL-10FT
10' Aircraft Cable w/ V-hooks in pair

PT-LHD Series - Die-cast Linear High Bay with CCT and Wattage Selector



120V-277V • 0-10V dimmable • CRI>80 • 3500K/4000K/5000K

	2'	Cat. No.	Watts	Lumens	Unit Price	Qty	DLC Product ID
		PT-LHD-320-3CP	255W/290W/320W	up to 45,444	\$157.03	1 pc/carton	S-ZJ5ZMX
	1.5'	Cat. No.	Watts	Lumens	Unit Price	Qty	DLC Product ID
		PT-LHD-215-3CP	165W/180W/215W	up to 30,361	\$118.75	1 pc/carton	S-R2GXNC
	1'	Cat. No.	Watts	Lumens	Unit Price	Qty	DLC Product ID
		PT-LHD-150-3CP	110W/130W/150W	up to 22,141	\$92.47	1 pc/carton	S-4328VB

LENSFLEX

90° x 90° Beam Angle (Installed)
45° x 90° Beam Angle (included)

OPERATING TEMPERATURE: -40 °F ~ 131F°

	PT-UNI-35-PR	PIR Motion Sensor
	MSS-RC-100	Intelligent Remote Control Unit
For pricing (see page 47)		

PENDANT MOUNT KIT



PM-LHD\$7.23

SURFACE MOUNT KIT



SMK-LHD\$6.28

PT-LHTL-2C3P Series - 2' / 3' / 4' Twin Lens Linear High Bay with CCT and Wattage Selector



• 120V-277V • 4000K/5000K • Dimmable
• CRI>80 • Comes standard with V-hooks



	4'	Cat. No.	Watts	Lumens	Unit Price	Qty	DLC Product ID
		PT-LHTL-400-2C3P	270W/340W/400W	up to 58,668	\$141.94	1 pc/carton	S-7WQ34P
	3'	Cat. No.	Watts	Lumens	Unit Price	Qty	DLC Product ID
		PT-LHTL-270-2C3P	200W/230W/270W	up to 39,622	\$90.96	1 pc/carton	S-P6NDRZ
	2'	Cat. No.	Watts	Lumens	Unit Price	Qty	DLC Product ID
		PT-LHTL-185-2C3P	135W/155W/185W	up to 28,066	\$73.78	1 pc/carton	S-Q3QZQM
	1.4'	Cat. No.	Watts	Lumens	Unit Price	Qty	DLC Product ID
		PT-LHTL-115-2C3P	78W/92W/115W	up to 16,739	\$59.52	1 pc/carton	--

	PT-UNI-35-PR	PIR Motion Sensor
	MSS-RC-100	Intelligent Remote Control Unit
For pricing (see page 47)		

WIRE GUARD OPTIONS



WG-LHTL-400.....\$15.01
WG-LHTL-270.....\$12.92
WG-LHTL-185.....\$11.17

PENDANT MOUNT KIT



PM-LHTL.....\$3.04

SURFACE MOUNT KIT



SMK-LHTL.....\$3.70




LHB Series - Linear High Bay Luminaire with CCT Selectable



- 120V-277V • 4000K/5000K • Dimmable
- CRI>80 • Comes standard with V-hooks



	4'					
	Cat. No.	Watts	Lumens	Unit Price	Qty	DLC Product ID
	 PT-LHB-170W-2CCT	170W	22,950	\$96.10	1 pc/carton	S-FAD4Z7
	 PT-LHB-210W-2CCT	210W	28,350	\$104.57	1 pc/carton	S-ODAZIC
	 PT-LHB-300W-2CCT	300W	40,500	\$120.43	1 pc/carton	S-TURHP3
PT-LHB-300W-50K-480V***	300W	40,500	\$175.02	1 pc/carton	S-TURHP3	


	2'					
	Cat. No.	Watts	Lumens	Unit Price	Qty	DLC Product ID
	 PT-LHB-105W-2CCT	105W	14,175	\$64.42	1 pc/carton	S-JDT39V
 PT-LHB-155W-2CCT	155W	20,925	\$76.08	1 pc/carton	S-EMZU6J	

EM BATTERY OPTIONS:

PT-EMD-16W*, PT-EMD-32W**
(see page 45)

*Will work with 105W and 155W
**Will work with 170W, 210W, 300W
***PT-LHB-300W-50K-480V also requires PT-SDT-325

MOTION SENSORS/ACCESSORIES/OPTIONS (SOLD SEPARATELY)

	PT-UNI-35-PR ELB-UNI-35	PIR Motion Sensor Elbow for PT-UNI-35-PR (Required)	For pricing (see page 47)
	MSS-RC-100	Remote Control	

PENDANT MOUNT KIT




PM-HBL4
\$5.27

SURFACE MOUNT KIT



SMK-HBL4
\$5.58

WIRE GUARD OPTIONS



WG-HBL4-2FT
\$8.61

WG-HBL4-4FT
\$11.98

STEP DOWN



PT-SDT-325
Step-down auto-transformer
(Will not work with LHB-300W)

For pricing (see page 46)

\$1,000 FFA / \$1,500 for 8' Fixtures

*Please see last page for possible supplemental charges


NEW MODEL COMING SOON


PT-RHBE Series - Economy Round High Bay




• 120V-277V • IP65 • 5000K • Dimmable • CRI>80 • Black Finish



 <p>10" DIAMETER</p>	Cat. No.	Watts	Lumens	Unit Price	Qty	DLC Product ID
	PT-RHBE-150W-50K	150W	21,900	\$52.32	1 pc/carton	S-7QG06H

 <p>13" DIAMETER</p>	Cat. No.	Watts	Lumens	Unit Price	Qty	DLC Product ID
	PT-RHBE-240W-50K	240W	35,040	\$68.95	1 pc/carton	S-C49F72

	PT-UNI-SP-PR-3	Short Pin PIR Motion Sensor	<p>For pricing (see page 47)</p>
	PT-UNI2-SP-MW	Short Pin Microwave Motion Sensor	
	MSH-RC2	Remote Control Unit	



EM BATTERY OPTION

PT-EMU3-25W
PT-EMU3-40W
Emergency LED Driver For Round High Bay

(Field install)

For pricing (see page 45)

STEP DOWN



PT-SDT-325
Step-down auto-transformer
(Will not work with LHB-300W)

For pricing (see page 46)

MOUNTING OPTION



\$7.59

UB-RHBE
U-Bracket Mounting

WIRE GUARD OPTION




WG-RHBE-150: \$11.47
WG-RHBE-240: \$12.14


RHB-3CP Series - Round High Bay with CCT and Wattage Selector




• 120V-277V • IP65 • 3500K/4000K/5000K • Dimmable • CRI>80



 <p>11" DIAMETER</p>	Cat. No.	Watts	Lumens	Unit Price	HV Price	Qty	DLC Product ID
	PT-RHB-11D-3CP	100W/ 120W/ 150W	UP TO 22,314	\$77.83	\$106.17	1	S-5E8TJW
	PT-RHB-11D-3CP-W*			\$88.57	\$164.87	1	

 <p>13" DIAMETER</p>	Cat. No.	Watts	Lumens	Unit Price	HV Price	Qty	DLC Product ID
	PT-RHB-13D-3CP	180W/ 200W/ 240W	UP TO 37,943	\$105.00	\$129.75	1	S-ZQUTR5
	PT-RHB-13D-3CP-W*			\$113.83	\$190.14	1	

*Step-down transformer required. Pricing includes installation.

	PT-UNI-SP-PR-3	Short Pin PIR Motion Sensor	<p>For pricing (see page 47)</p>
	PT-UNI2-SP-MW	Short Pin Microwave Motion Sensor	
	MSH-RC2	Remote Control Unit	

LENS OPTION



\$4.30 RHB-11D-L120 120° lens option
\$6.27 RHB-13D-L120 120° lens option



EM BATTERY OPTION

PT-EMU3-25W
PT-EMU3-40W
Emergency LED Driver For Round High Bay

(Field install)

For pricing (see page 45)

STEP DOWN



PT-SDT-RHB-325
Step-down auto-transformer

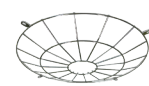
For pricing (see page 46)

MOUNTING OPTION



UB-HBU3-SM (S) \$8.49
UB-HBU3-LG (L) \$8.98
U-Bracket Mounting

WIRE GUARD OPTION



WG-RHB (S): \$8.03
WG-RHB (L): \$9.66

REFLECTOR OPTIONS FOR RHB



RFL-PC-RHB
PC Reflector
Small: \$19.87
Large: \$21.07



RFL-PC-BC-RHB
PC Reflector Bottom Cover
\$16.84



RFL-AL-RHB
Aluminum Reflector
Small: \$29.40
Large: \$33.43

STL Series - Stairwell Light with CCT and Wattage Selector



• 120V-277V • 3500K/4000K/5000K • Dimmable
• CRI>80 • Motion Sensor Pre-Installed



4'

Cat. No.	Watts	Lumens	Unit Price	Qty	DLC Product ID
PT-STL-4F-3CP	35W/45W/55W	up to 7095	\$116.44	1	S-6L8KFT
PT-STL-4F-3CP-EM			\$168.20	1	

LED CORN BULB Series - LED Corn Bulb



UL Listed • Up to 155 /W • 120V-277V • IP64 • CRI>80 • EX39/E26 (Mogul base)



Cat. No.	Base	Watts	Lumens	Unit Price	Qty
PT-CBL3-36W	E26*	36W	5,580	\$29.88	24 pcs/carton
PT-CBL3-45W	E26*	45W	6,975	\$33.98	24 pcs/carton
PT-CBL2-36W	E26*	36W	5,580	\$29.11	12 pcs/carton
PT-CBL2-75W	EX39	75W	11,625	\$59.65	6 pcs/carton
PT-CBL2-100W	EX39	100W	15,500	\$73.11	6 pcs/carton

*Mogul base EX39 adapter included

HYBRID (TYPE A+B)

PT-T8-4FAB-18W-3CCT-3 - 4' LED T8 Hybrid Tube with CCT Selector



High-quality glass lens diffuser with PET coating (Shatter-proof glass/frosted) • 120V-277V • G13 • 0-10V dimmable • CRI>82
• 0-10V dimmable capable • 30K/35K/40K/50K/65K • 5 year limited



4'

Cat. No.	Watts	Lumens	Unit Price	Qty	DLC Product ID
PT-T8-4FAB-18W-5CCT-3	18W	up to 2300	\$5.94	1	S-2GP6E3

BYPASS (TYPE B)

PT-T8-4FB-18W-5CCT - 4' LED T8 Bypass Tube with CCT Selector



High-quality glass lens diffuser with PET coating (Shatter-proof glass/frosted) • 120V-277V • G13 • 0-10V dimmable • CRI>82
• 0-10V dimmable capable • 30K/35K/40K/50K/65K • 5 year limited



4'

Cat. No.	Watts	Lumens	Unit Price	Qty	DLC Product ID
PT-T8-4FB-18W-5CCT	18W	up to 2300	\$5.11	1	S-2GP6E3

0-10V DIMMING DRIVER FOR PT-T8 SERIES



(Field install)

Cat. No.	Price	Qty
PT-T8-010V-DIM	\$31.22	1

\$1,000 FFA / \$1,500 for 8' Fixtures

*Please see last page for possible supplemental charges

PT-SPL Series - Sports Light with Wattage Selector






NEMA 4



WATTAGE SELECTOR

• 120V-277V • 5000K • Dimmable • CRI>70

	Cat. No.	Watts	Lumens	Unit Price	Qty	DLC Product ID
	PT-SPL-600-3P-50K	400W/500W/600W	up to 91,124	\$792.63	1	S-X9B1VL
 MOUNTING OPTION SF-SPL \$14.13 Slipfitter for PT-SPL (Sold separate)		 OTHER OPTION VSR-SPL \$8.83 Visor for PT-SPL (Sold separate)				



WITH DEFAULT INTEGRATED PHOTOCELL

PT-WPS Series - Slim Wall Pack with CCT and Wattage Selector



WATTAGE SELECTOR

120V-277V • IP65 • 0-10V dimmable • 3000K/4000K/5000K • CRI>84

	Cat. No.	Watts	Lumens	Unit Price	Qty	DLC Product ID
	PT-WPS-60-3CP	40W/50W/60W	up to 7,844	\$88.19	1 PC/ carton	S-87FX96
	Cat. No.	Watts	Lumens	Unit Price	Qty	DLC Product ID
	PT-WPS-100-3CP	80W/90W/100W	up to 13,449	\$100.87	1 PC/ carton	S-D7TWK1

WITH DEFAULT INTEGRATED PHOTOCELL


Architectural Wall Pack with CCT and Wattage Selector




WATTAGE SELECTOR


ARCHITECTURAL Wall Pack Series

120V-277V • IP65 • 0-10V dimmable • 3000K/4000K/5000K • CRI>80

	Cat. No.	Watts	Lumens	Unit Price	Qty	DLC Product ID
	PT-WPA-HW-3CP	100W/80W/60W	up to 15,000	\$141.40	1	S-471F21
PT-WPA-MW-3CP	60W/48W/36W	up to 9,000	\$133.55	1	S-9YVVP1	

WITH UPLIGHT (10%) DOWNLIGHT (90%) SELECTOR

	Cat. No.	Watts	Lumens	Unit Price	Qty	DLC Product ID
	PT-WPR-HW-3CP	80W/68W/48W	up to 11,760	\$175.96	1	S-SSDM57
PT-WPR-MW-3CP	40W/32W/24W	up to 6,252	\$166.53	1	S-JJ3VN3	


	Cat. No.	Watts	Lumens	Unit Price	Qty	DLC Product ID
	PT-WPC-HW-3CP	80W/64W/48W	up to 5,400	\$141.40	1	S-KLL6SH

PT-WPF-3CPB Series - Beam Adjustable Architectural Full Cut-Off Wall Pack with CCT and Wattage Selector



Full Cut-Off Wall Pack
WITH INTEGRATED PHOTOCELL

120V-277V • IP65 • 3000K/4000K/5000K
• CRI>82



Cat. No.	Watts	Lumens	Unit Price	Qty	DLC Product ID
PT-WPF-60-3CPB	40W/50W/60W	up to 8,400	\$102.70	1	---
PT-WPF-100-3CPB	60W/80W/100W	up to 14,000	\$107.83	1	---

PT-WPF Series - Architectural Full Cut-Off Wall Pack with CCT and Wattage Selector



Full Cut-Off Wall Pack

120V-277V • IP65 • 3000K/4000K/5000K
• CRI>82



Cat. No.	Watts	Lumens	Unit Price	Qty	DLC Product ID
PT-WPF-LW-3CP	36W/48W/60W	up to 8,856	\$79.83	1	S-3P0G8M
PT-WPF-LW-3CP-W			\$79.83		
PT-WPF-HW-3CP	72W/96W/120W	up to 17,163	\$91.91	1	S-B3QRZ1
PT-WPF-HW-3CP-W			\$91.91		
PT-WPF-LW-3CP-EM	8W (EM)	up to 8,856	\$152.88	1	S-3P0G8M
PT-WPF-LW-3CP-EM-W*			\$152.87		
PT-WPF-HW-3CP-EM	15W (EM)	up to 17,163	\$164.95	1	S-B3QRZ1
PT-WPF-HW-3CP-EM-W*			\$164.95		

PT-WPF SERIES - MOTION SENSORS/ACCESSORIES/OPTIONS (SOLD SEPARATELY)

EM BATTERY OPTIONS:

PT-EMN-15W-155 (see page 46)
(Internal installation)

	PT-UNI-35-PR ELB-UNI-35	PIR Motion Sensor Elbow for PT-UNI-35-PR (Required)	For pricing (see page 47)
	MSS-RC-100	Remote Control	

PSB\$7.49
Photocell (100V-277V) Installed

PSA\$8.78
Adjustable Photocell (100V-277V) Installed

MS-WP3\$12.91
Motion Sensor (100V-277V) Installed

BUK TO DAWN

PT-WPM - Wall Pack Mini Luminaire with CCT and Wattage Selector



Mini Wall Pack
WITH INTEGRATED PHOTOCELL

120V-277V • IP65 • 3000K/4000K/5000K
• CRI>80



Cat. No.	Watts	Lumens	Unit Price	Qty	DLC Product ID
PT-WPM3-3CP	15W/20W/25W	up to 3,000	\$40.65	1	S-4Y870A

\$1,000 FFA / \$1,500 for 8' Fixtures

*Please see last page for possible supplemental charges

WPH-3CPB Series - Beam Angle Adjustable Wall Pack with CCT and Wattage Selector



Non Cut-Off Wall Pack WITH INTEGRATED PHOTOCELL

120V-277V • IP65 • 3000K/4000K/5000K • CRI>84



Cat. No.	Watts	Lumens	Unit Price	Qty	DLC Product ID
PT-WPH-60-3CPB	40W/50W/60W	up to 9,300	\$98.91	1	S-JXNQQX
PT-WPH-120-3CPB	80W/100W/120W	up to 18,600	\$109.99	1	S-R7CM0M

WPH3 Series - Non Cut-off Wall Pack with CCT and Wattage Selector



Non Cut-Off Wall Pack

120V-277V • IP65 • 3000K/4000K/5000K • CRI>84



Cat. No.	Watts	Lumens	Unit Price	Qty	DLC Product ID
PT-WPH3-LW-3CP	45W/60W/75W	up to 6,250	\$80.55	1	PL71CTAVUQ70
PT-WPH3-LW-3CP-W			\$80.55		
PT-WPH-120-3CP-4	80W/100W/120W	up to 9,370	\$84.36	1	-
PT-WPH3-HW-3CP-W			\$87.73		PL3VOH059YTL
PT-WPH3-LW-3CP-EM	8W (EM)	up to 6,250	\$153.58	1	PL71CTAVUQ70
PT-WPH3-LW-3CP-EM-W*			\$153.58		
PT-WPH3-HW-3CP-EM	15W (EM)	up to 9,370	\$160.77	1	PL3VOH059YTL
PT-WPH3-HW-3CP-EM-W*			\$160.77		

PT-WPH SERIES - MOTION SENSORS/ACCESSORIES/OPTIONS (SOLD SEPARATELY)

EM BATTERY OPTIONS:

PT-EMN-15W-155 (see page 46) (Internal installation)

	PT-UNI-35-PR ELB-UNI-35	PIR Motion Sensor Elbow for PT-UNI-35-PR (Required)	For pricing (see page 47)
	MSS-RC-100	Remote Control	

PSB\$7.49
Photocell (100V-277V) Installed


PSA\$8.78
Adjustable Photocell (100V-277V) Installed

MS-WP3\$12.91
Motion Sensor (100V-277V) Installed

PT-ABL-R Series - Architectural Round Bollard Light with CCT and Wattage Selector



120V-277V • IP65 • 0-10V dimmable • 3000K/4000K/5000K • CRI>70



Cat. No.	Watts	Lumens	Unit Price	Qty	DLC Product ID
¹ PT-ABL-R-DTP-C-3CP (Dome Top Cone Style)	14W/19W/24W	up to 3,360	\$182.64	1	S-R0KAHW
² PT-ABL-R-DTP-L-3CP (Dome Top Louvre Style)			\$189.42		-
³ PT-ABL-R-BTP-C-3CP (Bevel Top Column Style)	14W/19W/24W	up to 3,360	\$197.36	1	-
⁴ PT-ABL-R-PTP-O-3CP (Post Top Open Style)			\$191.47		S-8LAEUO

Anchor bolt for bollard included (Requires assembly)

ABL-R-SHLD-180^{1,2}.....\$20.85
Shield for accurate light distribution (Sold separate)

\$1,000 FFA / \$1,500 for 8' Fixtures

*Please see last page for possible supplemental charges

NOT FOR USE AS AN UP LIGHT

AL2N-3CP Series - Area Light



120V-277V / 480V • IP65 • 0-10V dimmable • 3000K/4000K/5000K • CRI>70
• Type 3 (Standard), Type 4, Type 5 (Special order required)

	Cat. No.	Watts	Lumens	Unit Price	with 480V	Qty	DLC Product ID
	PT-AL2N-150-3CP	100W/120W/150W	up to 21,593	\$169.42	\$199.01	1	PLGQHIL80LLY
	PT-AL2N-300-3CP	200W/240W/300W	up to 44,324	\$249.94	\$293.16		PL77VVSYE17G
	PT-AL2N-375W-50K	375W	up to 53,468	\$246.76	\$289.59		PL121T737FH3

	Cat. No.	Watts	Lumens	Unit Price	with 480V	Qty	DLC Product ID
	PT-AL2N-150-3CP-W	100W/120W/150W	up to 21,593	\$176.86	\$206.45	1	S-QZPTH9
	PT-AL2N-300-3CP-W	200W/240W/300W	up to 44,324	\$259.01	\$300.29		S-NW2P7E

MOUNTING OPTIONS

LENS OPTIONS

					TYPE 4 / TYPE 5 LENS <i>(Special order required)</i>		
SF-AL2 (W) Slipfitter Mount	SPM-AL2 (W) Adjustable Mount for Square/Round Pole	SAM-AL2 (W) Straight Arm Mount for Square Pole	TM-AL2 (W) Trunnion Mount	UB-AL2 (W) U-Bracket Mount	(T4) AL2-150-3CP (T5) AL2-150-3CP	(T4) AL2-300-3CP (T5) AL2-300-3CP	
\$15.49	\$23.86	\$31.25	\$15.28	(1015) \$8.83/ (2037) \$11.18	\$9.76	\$15.24	

ACCESSORIES/OPTIONS/MOTION SENSOR

SHIELD OPTIONS

		No factory installation required				\$9.86
PC Photocell (120V-277V)	PC-HV Photocell (480V)	MS-UNI-MW2 Universal Microwave Motion Sensor	MSH-RC2 Remote Control		SHD-AL2-2037 (W) Shield for AL2N 200W/240W/300W/375W	\$11.80
\$10.36	\$19.37	\$19.06	\$24.61			

NOT FOR USE AS AN UP LIGHT

ALE-3CP Series - Economy Area Light with CCT and Wattage Selector



120V-277V / 480V • IP65 • 0-10V dimmable • 3000K/4000K/5000K • CRI>70
• Type 3 (Standard), Type 4, Type 5 (Special order required)

	Cat. No.	Watts	Lumens	Unit Price	with 480V	Qty	DLC Product ID
	PT-ALE-150-3CP	70W/100W/150W	up to 22,107	\$131.45	\$171.00	1	S-MVBF34

	Cat. No.	Watts	Lumens	Unit Price	with 480V	Qty	DLC Product ID
	PT-ALE-300-3CP	200W/240W/300W	up to 45,524	\$190.62	\$242.40	1	S-GNGMJ0

MOUNTING OPTIONS

LENS OPTIONS

				TYPE 4 / TYPE 5 LENS <i>(Special order required)</i>		
SF-AL2 Slipfitter Mount	SPM-AL2 Adj. Mount for Square/Round Pole	TM-ALE Trunnion Mount	UB-ALE U-Bracket Mount	(T4) ALE-150-3CP (T5) ALE-150-3CP	(T4) ALE-300-3CP (T5) ALE-300-3CP	
\$15.49	\$23.86	\$17.44	(150) \$10.85 / (300) \$13.88	\$5.36	\$7.56	

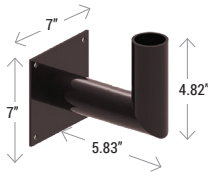
ACCESSORIES/OPTIONS/MOTION SENSOR *(Remote control required, no factory installation required)*

PC \$10.36 Photocell (120V-277V)	PC-HV \$19.37 Photocell (480V)	PT-UNI2-SP-MW \$22.57 Universal Microwave Motion Sensor	MSH-RC2 \$24.61 Remote Control

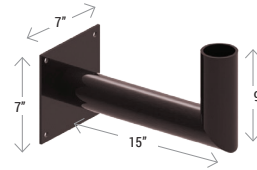
POLES AND ARMS Series

(Products stocked in bronze. White and black are available at an additional charge.)

WALL BRACKET

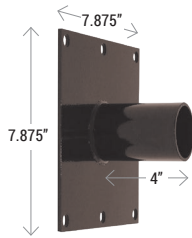


Cat. No.	Price
PT-AL-P-WMB2-90 Wall Mount "L" Bracket	\$24.22 (1 PC)



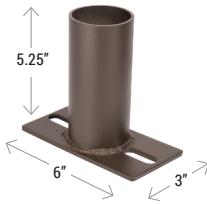
Cat. No.	Price
PT-AL-P-WMB2-90-LG Wall Mount "L" Bracket	\$32.30(1 PC)

The 90° wall mount bracket with 2-3/8" tenon attaches flood and area fixtures to post any surface: wall, roof, or wood pole.



Cat. No.	Price/Unit
PT-AL-P-WMB2-2 Wall Mount Straight Bracket	\$16.14

The wall mount straight bracket with 2-3/8" tenon attaches flood and area fixtures to post any surface: wall, roof, or wood pole.



Cat. No.	Price/Unit
PT-AL-P-WMB2-3 Wall Mount Straight Bracket	\$9.69

The wall mount straight bracket with 2-3/8" tenon attaches flood and area fixtures to post any surface: wall, roof, or wood pole.

HORIZONTAL SQUARE TENON




(For complete dimension, please see spec sheet)

Cat. No.	Price/Unit
PT-AL-P-HST2-1 Horizontal Square Tenon	\$30.68



4" - 90° single horizontal square pole tenon base is with 4 screw holes.




(For complete dimension, please see spec sheet)

Cat. No.	Price/Unit
PT-AL-P-HST2-2 Horizontal Square Twin Tenon	\$35.52



4" - 180° twin horizontal square pole tenon base is with 4 screw holes.




(For complete dimension, please see spec sheet)

Cat. No.	Price/Unit
PT-AL-P-HST2-4 Horizontal Square Quad Tenon	\$48.44



4" - 90° quad horizontal square pole tenon base is with 4 screw holes.

VERTICAL SQUARE



Cat. No.	Price
PT-AL-P-VST2-1 Vertical Square Pole Tenon	\$17.76(1 PC)

4" single vertical square pole tenon base is with 4 screw holes.

VERTICAL ROUND



Cat. No.	Price
PT-AL-P-VRT2-1 Vertical Round Pole Tenon Bracket	\$20.99 (1 PC)

4" vertical round pole tenon base is with 6 screw holes.

POLES AND ARMS Series

(For complete dimension, please see spec sheet)


(Products stocked in bronze. White and black are available at an additional charge.)

VERTICAL ROUND TENON



Cat. No.	Price
PT-AL-P-VRT2-2 Twin Vertical Round Pole Tenon Bracket	\$58.13 (1 PC)

4" twin vertical round pole tenon base is with 8 screw holes.



Cat. No.	Price
PT-AL-P-VRT2-2-LG Large Twin Vertical Round Pole Tenon Bracket	\$87.19 (1 PC)

Large 4" twin vertical round pole tenon base is with 8 screw holes.




Cat. No.	Price
PT-AL-P-VRT2-3 Triple Vertical Round Pole Tenon Bracket	\$96.27 (1 PC)

4" triple vertical round pole tenon base is with 8 screw holes.




Cat. No.	Price
PT-AL-P-VRT2-3-LG Large Triple Vertical Round Pole Tenon Bracket	\$145.32 (1 PC)

Large 4" triple vertical round pole tenon base is with 8 screw holes.



Cat. No.	Price
PT-AL-P-VRT2-4 Quad Vertical Round Pole Tenon Bracket	\$123.51 (1 PC)

4" quad vertical round pole tenon base is with 8 screw holes.



Cat. No.	Price
PT-AL-P-VRT2-4-LG Large Quad Vertical Round Pole Tenon Bracket	\$186.83 (1 PC)

Large 4" quad vertical round pole tenon base is with 8 screw holes.

BULLHORN TENON



Cat. No.	Price
PT-AL-P-BH2-2 Bullhorn Tenon for Round Pole	\$58.13 (1 PC)

Short 180° double bullhorn base with 8 screw holes.



Cat. No.	Price
PT-AL-P-BH2-2-LG Large Bullhorn Tenon for Round Pole	\$103.79 (1 PC)

Large 180° double bullhorn base with 8 screw holes.



Cat. No.	Price
PT-AL-P-BH2-3 Bullhorn Tenon for Round Pole	\$79.93 (1 PC)

Short 180° triple bullhorn base with 8 screw holes.



Cat. No.	Price
PT-AL-P-BH2-3-LG Large Bullhorn Tenon for Round Pole	\$141.17 (1 PC)

Large 180° triple bullhorn base with 8 screw holes.



Cat. No.	Price
PT-AL-P-BH2-4 Bullhorn Tenon for Round Pole	\$98.09 (1 PC)

Short 180° quad bullhorn, base with 8 screw holes.



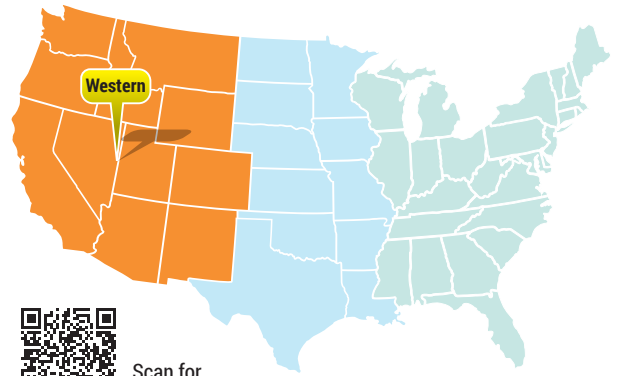
Cat. No.	Price
PT-AL-P-BH2-4-LG Large Bullhorn Tenon for Round Pole	\$170.22 (1 PC)

Large 180° quad bullhorn, base with 8 screw holes.

STEEL ROUND POLE NON-TAPERED

Fabricated from high grade structural steel tube. Conforms to ASTM-A-501-68 specifications, and meets or exceeds minimum yield strength of 46,000 P.S.I. Shaft is furnished with ground lug located inside pole, opposite hand hole.

FREE SHIPPING 
[SHIPS IN 4-6 WEEKS]



Scan for specs

POLES COME STANDARD WITH:

- Anchor bolts*
- Base cover
- Pole cap
- Hand hold cover w/ hardware

(*can ship prior to arrival of poles)

4"

PT-RNTS - 4" Pole Diameter Round Non-Tapered Steel Pole

Cat. No.	Height	Wall Thickness	Bolt Circle Dia.	1 (Qty)	2-3 (Qty)	4-7 (Qty)	8+ (Qty)
PT-RNTS-10F-4I-11	10'	11g	9"	\$861.47	\$628.98	\$512.74	\$454.62
PT-RNTS-12F-4I-11	12'	11g	9"	\$950.73	\$682.72	\$548.71	\$481.70
PT-RNTS-14F-4I-11	14'	11g	9"	\$966.33	\$698.32	\$564.31	\$497.30
PT-RNTS-16F-4I-11	16'	11g	9"	\$1055.60	\$752.05	\$600.28	\$524.39
PT-RNTS-18F-4I-11	18'	11g	9"	\$1082.90	\$779.35	\$627.58	\$551.69
PT-RNTS-20F-4I-11	20'	11g	10"	\$1089.40	\$785.85	\$634.08	\$558.19
PT-RNTS-20F-4I-7	20'	7g	10"	\$1354.60	\$1051.05	\$899.28	\$823.39
PT-RNTS-24F-4I-7	24'	7g	11"	\$1498.75	\$1193.83	\$996.67	\$898.08

5"

PT-RNTS - 5" Pole Diameter Round Non-Tapered Steel Pole

Cat. No.	Height	Wall Thickness	Bolt Circle Dia.	1 (Qty)	2-3 (Qty)	4-7 (Qty)	8+ (Qty)
PT-RNTS-16F-5I-11	16'	11g	11 1/2"	\$1033.98	\$888.55	\$736.78	\$660.89
PT-RNTS-18F-5I-11	18'	11g	11 1/2"	\$1071.60	\$901.55	\$749.78	\$673.89
PT-RNTS-18F-5I-7	18'	7g	11 1/2"	\$1445.60	\$1142.05	\$990.28	\$914.39
PT-RNTS-20F-5I-11	20'	11g	11 1/2"	\$1141.63	\$914.55	\$762.78	\$686.89
PT-RNTS-20F-5I-7	20'	7g	11 1/2"	\$1458.60	\$1155.05	\$1003.28	\$927.39
PT-RNTS-25F-5I-11	25'	11g	11 1/2"	\$1298.30	\$1096.33	\$899.17	\$800.58
PT-RNTS-25F-5I-7	25'	7g	11 1/2"	\$1666.17	\$1271.83	\$1074.67	\$976.08

6"

PT-RNTS - 6" Pole Diameter Round Non-Tapered Steel Pole

Cat. No.	Height	Wall Thickness	Bolt Circle Dia.	1 (Qty)	2-3 (Qty)	4-7 (Qty)	8+ (Qty)
PT-RNTS-18F-6I-7	18'	7g	11 1/2"	\$1504.51	\$1408.55	\$1256.78	\$1049.00
PT-RNTS-20F-6I-7	20'	7g	11 1/2"	\$1579.39	\$1467.05	\$1315.28	\$1101.00
PT-RNTS-25F-6I-7	25'	7g	11 1/2"	\$1780.99	\$1694.33	\$1497.17	\$1236.00

STANDARD COLORS WITH SMOOTH OR TEXTURED FINISH



-  Black RAL-9005
-  White RAL-9003
-  Gray RAL-7004
-  Dark Bronze RAL-8019
-  Silver RAL-9006

OTHER COLORS AVAILABLE AT AN ADDITIONAL COST.

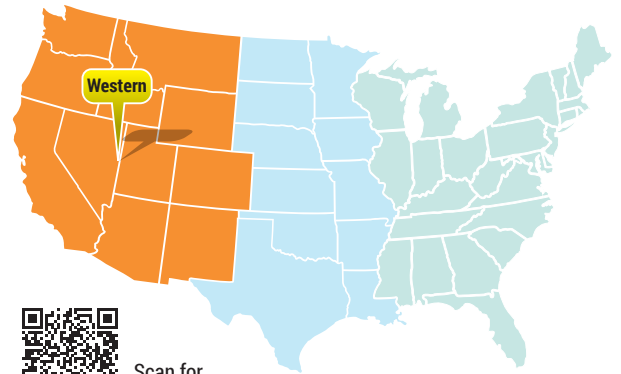
WESTERN

CENTRAL

EASTERN

STEEL SQUARE POLE NON-TAPERED

Fabricated from high grade structural steel tube. Conforms to ASTM-A-501-68 specifications, and meets or exceeds minimum yield strength of 46,000 P.S.I. Shaft is furnished with ground lug located inside pole, opposite hand hole.



Scan for specs

FREE SHIPPING 
[SHIPS IN 4-6 WEEKS]

POLES COME STANDARD WITH:

- Anchor bolts*
 - Base cover
 - Pole cap
 - Hand hold cover w/ hardware
- (*can ship prior to arrival of poles)

4"

PT-SNTS - 4" Pole Diameter Square Non-Tapered Steel Pole

Cat. No.	Height	Wall Thickness	Bolt Circle Dia.	1 (Qty)	2-3 (Qty)	4-7 (Qty)	8+ (Qty)
PT-SNTS-10F-4I-11	10'	11g	9"	\$828.97	\$596.48	\$480.24	\$422.12
PT-SNTS-12F-4I-11	12'	11g	9"	\$950.73	\$682.72	\$548.71	\$481.70
PT-SNTS-14F-4I-11	14'	11g	9"	\$978.03	\$710.02	\$576.01	\$509.00
PT-SNTS-15F-4I-11	15'	11g	9"	\$1055.60	\$752.05	\$600.28	\$524.39
PT-SNTS-16F-4I-11	16'	11g	9"	\$1066.00	\$762.45	\$610.68	\$534.79
PT-SNTS-18F-4I-11	18'	11g	9"	\$1092.00	\$788.45	\$636.68	\$560.79
PT-SNTS-20F-4I-11	20'	11g	10"	\$1110.20	\$806.65	\$654.88	\$578.99
PT-SNTS-20F-4I-7	20'	7g	10"	\$1228.50	\$924.95	\$773.18	\$697.29
PT-SNTS-25F-4I-11	25'	11g	11"	\$1346.37	\$952.03	\$754.87	\$656.28
PT-SNTS-25F-4I-7	25'	7g	11"	\$1475.07	\$1080.73	\$883.57	\$784.98

5"

PT-SNTS - 5" Pole Diameter Square Non-Tapered Steel Pole

Cat. No.	Height	Wall Thickness	Bolt Circle Dia.	1 (Qty)	2-3 (Qty)	4-7 (Qty)	8+ (Qty)
PT-SNTS-18F-5I-11	18'	11g	11 1/2"	\$1322.10	\$1018.55	\$866.78	\$790.89
PT-SNTS-20F-5I-11	20'	11g	11 1/2"	\$1342.90	\$1039.35	\$887.58	\$811.69
PT-SNTS-20F-5I-7	20'	7g	11 1/2"	\$1492.40	\$1188.85	\$1037.08	\$961.19
PT-SNTS-25F-5I-11	25'	11g	11 1/2"	\$1633.67	\$1239.33	\$1042.17	\$943.58
PT-SNTS-25F-5I-7	25'	7g	11 1/2"	\$1755.87	\$1361.53	\$1164.37	\$1065.78






6"

PT-SNTS - 6" Pole Diameter Square Non-Tapered Steel Pole

Cat. No.	Height	Wall Thickness	Bolt Circle Dia.	1 (Qty)	2-3 (Qty)	4-7 (Qty)	8+ (Qty)
PT-SNTS-20F-6I-7	20'	7g	11 1/2"	\$1627.60	\$1324.05	\$1172.28	\$1096.39
PT-SNTS-25F-6I-7	25'	7g	11 1/2"	\$1932.67	\$1538.33	\$1341.17	\$1242.58



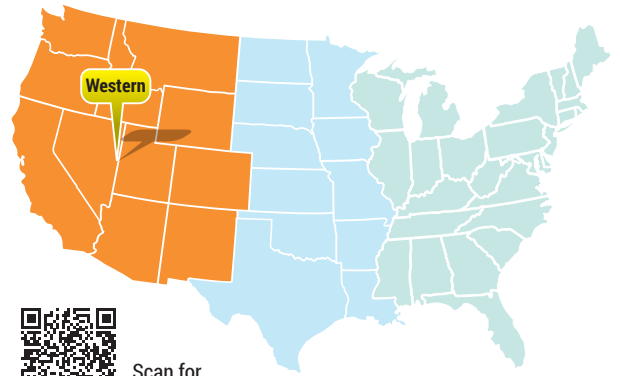
STANDARD COLORS WITH SMOOTH OR TEXTURED FINISH

 Black RAL-9005	 White RAL-9003	 Gray RAL-7004	 Dark Bronze RAL-8019	 Silver RAL-9006
---	---	--	---	--

OTHER COLORS AVAILABLE AT AN ADDITIONAL COST.

ALUMINUM ROUND POLE NON-TAPERED

Extruded from 6063 alloy aluminum tubing. Heat treated to produce a T6 temper. Shaft is furnished with ground lugs located on cast aluminum base plate.



Scan for specs

FREE SHIPPING 
[SHIPS IN 4-6 WEEKS]

POLES COME STANDARD WITH:

- Anchor bolts*
 - Base cover
 - Pole cap
 - Hand hold cover w/ hardware
- (*can ship prior to arrival of poles)*

4" PT-RNTA - 4" Pole Diameter Round Non-Tapered Aluminum Pole

Cat. No.	Height	Wall Thickness	Bolt Circle Dia.	1 (Qty)	2-3 (Qty)	4-7 (Qty)	8+ (Qty)
PT-RNTA-10F-4I-125	10'	.125"	10 1/4"	\$926.47	\$693.98	\$577.74	\$519.62
PT-RNTA-12F-4I-125	12'	.125"	10 1/4"	\$1036.53	\$768.52	\$634.51	\$567.50
PT-RNTA-14F-4I-125	14'	.125"	10 1/4"	\$1075.53	\$807.52	\$673.51	\$606.50
PT-RNTA-15F-4I-125	15'	.125"	10 1/4"	\$1166.10	\$862.55	\$710.78	\$634.89

5" PT-RNTA - 5" Pole Diameter Round Non-Tapered Aluminum Pole

Cat. No.	Height	Wall Thickness	Bolt Circle Dia.	1 (Qty)	2-3 (Qty)	4-7 (Qty)	8+ (Qty)
PT-RNTA-10F-5I-125	10'	.125"	11 3/4"	\$978.47	\$745.98	\$629.74	\$571.62
PT-RNTA-12F-5I-125	12'	.125"	11 3/4"	\$1101.53	\$833.52	\$699.51	\$632.50
PT-RNTA-12F-5I-188	12'	.188"	11 3/4"	\$1160.03	\$892.02	\$758.01	\$691.00
PT-RNTA-14F-5I-125	14'	.125"	11 3/4"	\$1134.03	\$866.02	\$732.01	\$665.00
PT-RNTA-14F-5I-188	14'	.188"	11 3/4"	\$1212.03	\$944.02	\$810.01	\$743.00
PT-RNTA-16F-5I-125	16'	.125"	11 3/4"	\$1237.60	\$934.05	\$782.28	\$706.39
PT-RNTA-16F-5I-188	16'	.188"	11 3/4"	\$1335.10	\$1031.55	\$879.78	\$803.89
PT-RNTA-18F-5I-125	18'	.125"	11 3/4"	\$1276.60	\$973.05	\$821.28	\$745.39
PT-RNTA-18F-5I-188	18'	.188"	11 3/4"	\$1387.10	\$1083.55	\$931.78	\$855.89
PT-RNTA-20F-5I-188	20'	.188"	11 3/4"	\$1439.10	\$1135.55	\$983.78	\$907.89

6" PT-RNTA - 6" Pole Diameter Round Non-Tapered Aluminum Pole

Cat. No.	Height	Wall Thickness	Bolt Circle Dia.	1 (Qty)	2-3 (Qty)	4-7 (Qty)	8+ (Qty)
PT-RNTA-20F-6I-250	20'	.250"	13"	\$1608.10	\$1304.55	\$1152.78	\$1076.89
PT-RNTA-25F-6I-250	25'	.250"	13"	\$1971.67	\$1577.33	\$1380.17	\$1281.58

STANDARD COLORS WITH SMOOTH OR TEXTURED FINISH



 Black
RAL-9005

 White
RAL-9003

 Gray
RAL-7004

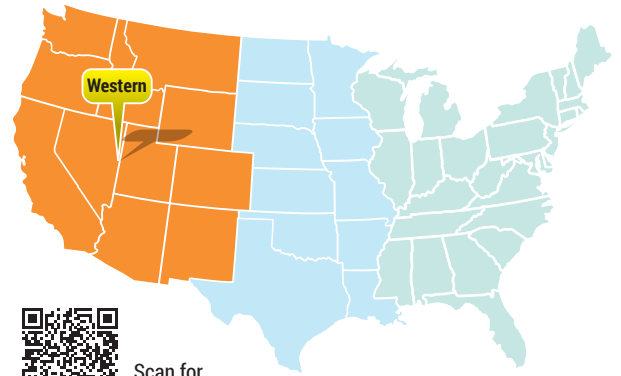
 Dark Bronze
RAL-8019

 Silver
RAL-9006

OTHER COLORS AVAILABLE AT AN ADDITIONAL COST.

ALUMINUM SQUARE POLE NON-TAPERED

Extruded from 6063 alloy aluminum tubing. Heat treated to produce a T6 temper. Shaft is furnished with ground lugs located on cast aluminum base plate.



Scan for specs

FREE SHIPPING 
[SHIPS IN 4-6 WEEKS]

POLES COME STANDARD WITH:

- Anchor bolts*
 - Base cover
 - Pole cap
 - Hand hold cover w/ hardware
- (*can ship prior to arrival of poles)

4" PT-SNTA - 4" Pole Diameter Square Non-Tapered Aluminum Pole

Cat. No.	Height	Wall Thickness	Bolt Circle Dia.	1 (Qty)	2-3 (Qty)	4-7 (Qty)	8+ (Qty)
PT-SNTA-10F-4I-125	10'	.125"	10 1/4"	\$919.97	\$687.48	\$571.24	\$513.12
PT-SNTA-12F-4I-125	12'	.125"	10 1/4"	\$1030.03	\$762.02	\$628.01	\$561.00
PT-SNTA-14F-4I-125	14'	.125"	10 1/4"	\$1069.03	\$801.02	\$667.01	\$600.00
PT-SNTA-16F-4I-125	16'	.125"	10 1/4"	\$1179.10	\$875.55	\$723.78	\$647.89
PT-SNTA-16F-4I-188	16'	.188"	10 1/4"	\$1276.60	\$973.05	\$821.28	\$745.39
PT-SNTA-18F-4I-125	18'	.125"	10 1/4"	\$1218.10	\$914.55	\$762.78	\$686.89
PT-SNTA-18F-4I-188	18'	.188"	10 1/4"	\$1322.10	\$1018.55	\$866.78	\$790.89
PT-SNTA-20F-4I-188	20'	.188"	10 1/4"	\$1367.60	\$1064.05	\$912.28	\$836.39

5" PT-SNTA - 5" Pole Diameter Square Non-Tapered Aluminum Pole






Cat. No.	Height	Wall Thickness	Bolt Circle Dia.	1 (Qty)	2-3 (Qty)	4-7 (Qty)	8+ (Qty)
PT-SNTA-18F-5I-188	18'	.188"	11 3/4"	\$1367.60	\$1064.05	\$912.28	\$836.39
PT-SNTA-20F-5I-188	20'	.188"	11 3/4"	\$1413.10	\$1109.55	\$957.78	\$881.89
PT-SNTA-25F-5I-188	25'	.188"	11 3/4"	\$1724.67	\$1330.33	\$1133.17	\$1034.58

6" PT-SNTA - 6" Pole Diameter Square Non-Tapered Aluminum Pole

Cat. No.	Height	Wall Thickness	Bolt Circle Dia.	1 (Qty)	2-3 (Qty)	4-7 (Qty)	8+ (Qty)
PT-SNTA-20F-6I-188	20'	.188"	13"	\$1764.10	\$1460.55	\$1308.78	\$1232.89
PT-SNTA-20F-6I-250	20'	.250"	13"	\$1926.60	\$1623.05	\$1471.28	\$1395.39
PT-SNTA-25F-6I-188	25'	.188"	13"	\$2166.67	\$1772.33	\$1575.17	\$1476.58
PT-SNTA-25F-6I-250	25'	.250"	13"	\$2348.67	\$1954.33	\$1757.17	\$1658.58



STANDARD COLORS WITH SMOOTH OR TEXTURED FINISH

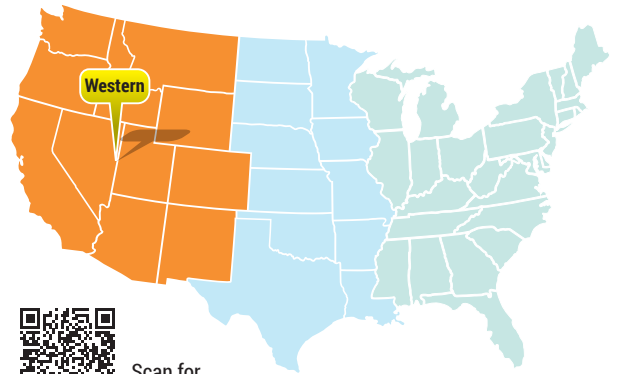
-  Black RAL-9005
-  White RAL-9003
-  Gray RAL-7004
-  Dark Bronze RAL-8019
-  Silver RAL-9006

OTHER COLORS AVAILABLE AT AN ADDITIONAL COST.

ALUMINUM ROUND TAPERED

Spun tapered from 6063 alloy aluminum tubing. Heat treated to produce a T6 temper. Shaft is furnished with ground lugs located on cast aluminum base plate.

FREE SHIPPING 
[SHIPS IN 4-6 WEEKS]



Scan for specs

POLES COME STANDARD WITH:

- Anchor bolts
- Base cover
- Pole cap
- Hand hold cover w/ hardware

WESTERN

CENTRAL

EASTERN

4" PT-RTA - 4" Pole Diameter Round Tapered Aluminum Pole

Cat. No.	Height	Wall Thickness	Bolt Circle Dia.	1 (Qty)	2-3 (Qty)	4-7 (Qty)	8+ (Qty)
PT-RTA-10F-43-188	10'	.188"	10 1/4"	\$1277.47	\$1044.98	\$928.74	\$870.62
PT-RTA-12F-43-188	12'	.188"	10 1/4"	\$1361.53	\$1093.52	\$959.51	\$892.50
PT-RTA-14F-43-188	14'	.188"	10 1/4"	\$1374.53	\$1106.52	\$972.51	\$905.50

Pole Diameter: 4" bottom / 3" top

5" PT-RTS - 5" Pole Diameter Round Tapered Aluminum Pole

Cat. No.	Height	Wall Thickness	Bolt Circle Dia.	1 (Qty)	2-3 (Qty)	4-7 (Qty)	8+ (Qty)
PT-RTA-12F-53-188	12'	.188"	11 3/4"	\$1530.53	\$1262.52	\$1128.51	\$1061.50
PT-RTA-14F-53-188	14'	.188"	11 3/4"	\$1543.53	\$1275.52	\$1141.51	\$1074.50
PT-RTA-15F-53-188	15'	.188"	11 3/4"	\$1621.10	\$1317.55	\$1165.78	\$1089.89
PT-RTA-16F-53-188	16'	.188"	11 3/4"	\$1627.60	\$1324.05	\$1172.28	\$1096.39
PT-RTA-18F-53-188	18'	.188"	11 3/4"	\$1640.60	\$1337.05	\$1185.28	\$1109.39

Pole Diameter: 5" bottom / 3" top

6" PT-RTA - 6" Pole Diameter Round Tapered Aluminum Pole

Cat. No.	Height	Wall Thickness	Bolt Circle Dia.	1 (Qty)	2-3 (Qty)	4-7 (Qty)	8+ (Qty)
PT-RTA-20F-64-188	20'	.188"	13"	\$2095.60	\$1792.05	\$1640.28	\$1564.39
PT-RTA-22F-64-188	22'	.188"	13"	\$2283.67	\$1889.33	\$1692.17	\$1593.58
PT-RTA-24F-64-188	24'	.188"	13"	\$2290.17	\$1895.83	\$1698.67	\$1600.08
PT-RTA-25F-64-188	25'	.188"	13"	\$2296.67	\$1902.33	\$1705.17	\$1606.58

Pole Diameter: 6" bottom / 4" top

STANDARD COLORS WITH SMOOTH OR TEXTURED FINISH



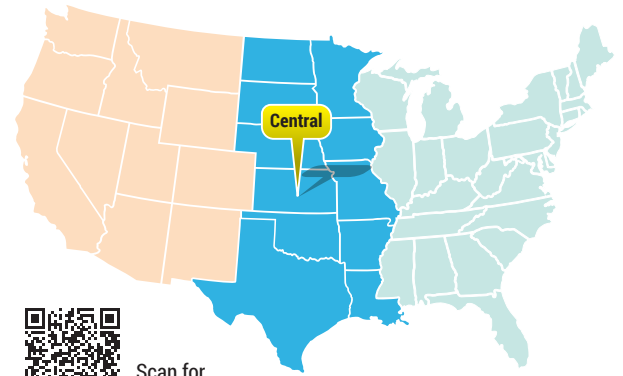
-  Black
RAL-9005
-  White
RAL-9003
-  Gray
RAL-7004
-  Dark Bronze
RAL-8019
-  Silver
RAL-9006

OTHER COLORS AVAILABLE AT AN ADDITIONAL COST.

STEEL ROUND POLE NON-TAPERED

Fabricated from high grade structural steel tube. Conforms to ASTM-A-501-68 specifications, and meets or exceeds minimum yield strength of 46,000 P.S.I. Shaft is furnished with ground lug located inside pole, opposite hand hole.

FREE SHIPPING 
[SHIPS IN 4-6 WEEKS]



Scan for specs

POLES COME STANDARD WITH:

- Anchor bolts
- Base cover
- Pole cap
- Hand hold cover w/ hardware

4"

PT-RNTS - 4" Pole Diameter Round Non-Tapered Steel Pole

Cat. No.	Height	Wall Thickness	Bolt Circle Dia.	1 (Qty)	2-3 (Qty)	4-7 (Qty)	8+ (Qty)
PT-RNTS-10F-4I-11	10'	11g	9"	\$1016.17	\$706.33	\$551.42	\$473.96
PT-RNTS-12F-4I-11	12'	11g	9"	\$1074.00	\$783.68	\$599.19	\$506.95
PT-RNTS-14F-4I-11	14'	11g	9"	\$1112.40	\$799.28	\$614.79	\$522.55
PT-RNTS-16F-4I-11	16'	11g	9"	\$1174.80	\$876.74	\$662.62	\$555.56
PT-RNTS-18F-4I-11	18'	11g	9"	\$1220.40	\$904.04	\$689.92	\$582.86
PT-RNTS-20F-4I-11	20'	11g	10"	\$1242.00	\$910.54	\$696.42	\$589.36
PT-RNTS-20F-4I-7	20'	7g	10"	\$1599.60	\$1175.74	\$961.62	\$854.56
PT-RNTS-24F-4I-7	24'	7g	11"	\$1668.00	\$1387.43	\$1093.46	\$946.48

5"

PT-RNTS - 5" Pole Diameter Round Non-Tapered Steel Pole

Cat. No.	Height	Wall Thickness	Bolt Circle Dia.	1 (Qty)	2-3 (Qty)	4-7 (Qty)	8+ (Qty)
PT-RNTS-16F-5I-11	16'	11g	11 1/2"	\$1166.40	\$1013.24	\$799.12	\$692.06
PT-RNTS-18F-5I-11	18'	11g	11 1/2"	\$1204.80	\$1026.24	\$812.12	\$705.06
PT-RNTS-18F-5I-7	18'	7g	11 1/2"	\$1692.00	\$1266.74	\$1052.62	\$945.56
PT-RNTS-20F-5I-11	20'	11g	11 1/2"	\$1275.60	\$1039.24	\$825.12	\$718.06
PT-RNTS-20F-5I-7	20'	7g	11 1/2"	\$1707.98	\$1279.74	\$1065.62	\$958.56
PT-RNTS-25F-5I-11	25'	11g	11 1/2"	\$1444.80	\$1289.93	\$995.96	\$848.98
PT-RNTS-25F-5I-7	25'	7g	11 1/2"	\$1831.20	\$1465.43	\$1171.46	\$1024.48

6"

PT-RNTS - 6" Pole Diameter Round Non-Tapered Steel Pole

Cat. No.	Height	Wall Thickness	Bolt Circle Dia.	1 (Qty)	2-3 (Qty)	4-7 (Qty)	8+ (Qty)
PT-RNTS-18F-6I-7	18'	7g	11 1/2"	\$1676.40	\$1533.24	\$1319.12	\$1006.00
PT-RNTS-20F-6I-7	20'	7g	11 1/2"	\$1759.20	\$1591.74	\$1377.62	\$1052.00
PT-RNTS-25F-6I-7	25'	7g	11 1/2"	\$1987.20	\$1887.93	\$1593.96	\$1185.00



STANDARD COLORS WITH SMOOTH OR TEXTURED FINISH

-  Black
RAL-9005
-  White
RAL-9003
-  Gray
RAL-7004
-  Dark Bronze
RAL-8019
-  Silver
RAL-9006

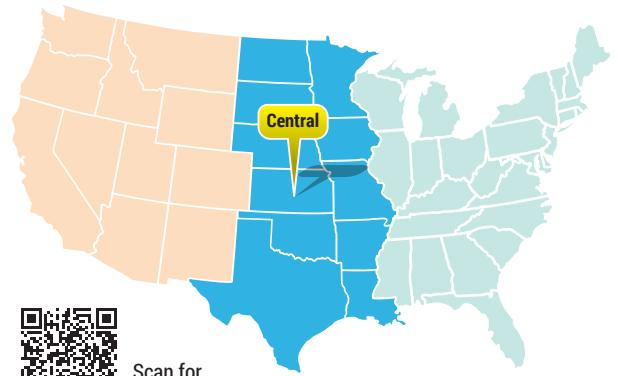
OTHER COLORS AVAILABLE AT AN ADDITIONAL COST.

STEEL SQUARE NON-TAPERED

Fabricated from high grade structural steel tube. Conforms to ASTM-A-501-68 specifications, and meets or exceeds minimum yield strength of 46,000 P.S.I. Shaft is furnished with ground lug located inside pole, opposite hand hole.

FREE SHIPPING 

[SHIPS IN 4-6 WEEKS]



Scan for specs

POLES COME STANDARD WITH:

- Anchor bolts
- Base cover
- Pole cap
- Hand hold cover w/ hardware

WESTERN

CENTRAL

EASTERN

4"

PT-SNTS - 4" Pole Diameter Square Non-Tapered Steel Pole

Cat. No.	Height	Wall Thickness	Bolt Circle Dia.	1 (Qty)	2-3 (Qty)	4-7 (Qty)	8+ (Qty)
PT-SNTS-10F-4I-11	10'	11g	9"	\$983.67	\$673.83	\$518.92	\$441.46
PT-SNTS-12F-4I-11	12'	11g	9"	\$1152.67	\$783.68	\$599.19	\$506.95
PT-SNTS-14F-4I-11	14'	11g	9"	\$1179.97	\$810.98	\$626.49	\$534.25
PT-SNTS-15F-4I-11	15'	11g	9"	\$1269.60	\$876.74	\$662.62	\$555.56
PT-SNTS-16F-4I-11	16'	11g	9"	\$1315.38	\$887.14	\$673.02	\$565.96
PT-SNTS-18F-4I-11	18'	11g	9"	\$1341.38	\$913.14	\$699.02	\$591.96
PT-SNTS-20F-4I-11	20'	11g	10"	\$1359.58	\$931.34	\$717.22	\$610.16
PT-SNTS-20F-4I-7	20'	7g	10"	\$1477.88	\$1049.64	\$835.52	\$728.46
PT-SNTS-25F-4I-11	25'	11g	11"	\$1733.55	\$1145.63	\$851.66	\$704.68
PT-SNTS-25F-4I-7	25'	7g	11"	\$1862.25	\$1274.33	\$980.36	\$833.38

5"

PT-SNTS - 5" Pole Diameter Square Non-Tapered Steel Pole

Cat. No.	Height	Wall Thickness	Bolt Circle Dia.	1 (Qty)	2-3 (Qty)	4-7 (Qty)	8+ (Qty)
PT-SNTS-18F-5I-11	18'	11g	11 1/2"	\$1571.48	\$1143.24	\$929.12	\$822.06
PT-SNTS-20F-5I-11	20'	11g	11 1/2"	\$1592.28	\$1164.04	\$949.92	\$842.86
PT-SNTS-20F-5I-7	20'	7g	11 1/2"	\$1741.78	\$1313.54	\$1099.42	\$992.36
PT-SNTS-25F-5I-11	25'	11g	11 1/2"	\$2020.85	\$1432.93	\$1138.96	\$991.98
PT-SNTS-25F-5I-7	25'	7g	11 1/2"	\$2143.05	\$1555.13	\$1261.16	\$1114.18

6"

PT-SNTS - 6" Pole Diameter Square Non-Tapered Steel Pole

Cat. No.	Height	Wall Thickness	Bolt Circle Dia.	1 (Qty)	2-3 (Qty)	4-7 (Qty)	8+ (Qty)
PT-SNTS-20F-6I-7	20'	7g	11 1/2"	\$1876.98	\$1448.74	\$1234.62	\$1127.56
PT-SNTS-25F-6I-7	25'	7g	11 1/2"	\$2319.85	\$1731.93	\$1437.96	\$1290.98

STANDARD COLORS WITH SMOOTH OR TEXTURED FINISH



Black
RAL-9005

White
RAL-9003

Gray
RAL-7004

Dark Bronze
RAL-8019

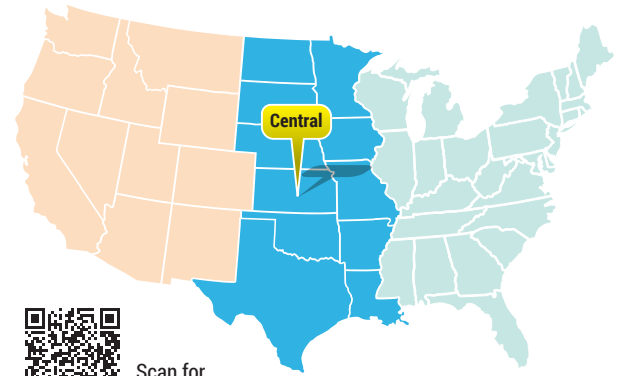
Silver
RAL-9006

OTHER COLORS AVAILABLE AT AN ADDITIONAL COST.

ALUMINUM ROUND POLE NON-TAPERED

Extruded from 6063 alloy aluminum tubing. Heat treated to produce a T6 temper. Shaft is furnished with ground lugs located on cast aluminum base plate.

FREE SHIPPING 
[SHIPS IN 4-6 WEEKS]



Scan for specs

POLES COME STANDARD WITH:

- Anchor bolts
- Base cover
- Pole cap
- Hand hold cover w/ hardware

4" PT-RNTA - 4" Pole Diameter Round Non-Tapered Aluminum Pole

Cat. No.	Height	Wall Thickness	Bolt Circle Dia.	1 (Qty)	2-3 (Qty)	4-7 (Qty)	8+ (Qty)
PT-RNTA-10F-4I-125	10'	.125"	10 1/4"	\$1081.17	\$771.33	\$616.42	\$538.96
PT-RNTA-12F-4I-125	12'	.125"	10 1/4"	\$1238.47	\$869.48	\$684.99	\$592.75
PT-RNTA-14F-4I-125	14'	.125"	10 1/4"	\$1277.47	\$908.48	\$723.99	\$631.75
PT-RNTA-15F-4I-125	15'	.125"	10 1/4"	\$1415.48	\$987.24	\$773.12	\$666.06

5" PT-RNTA - 5" Pole Diameter Round Non-Tapered Aluminum Pole

Cat. No.	Height	Wall Thickness	Bolt Circle Dia.	1 (Qty)	2-3 (Qty)	4-7 (Qty)	8+ (Qty)
PT-RNTA-10F-5I-125	10'	.125"	11 3/4"	\$1133.17	\$823.33	\$668.42	\$590.96
PT-RNTA-12F-5I-125	12'	.125"	11 3/4"	\$1303.47	\$934.48	\$749.99	\$657.75
PT-RNTA-12F-5I-188	12'	.188"	11 3/4"	\$1361.97	\$992.98	\$808.49	\$716.25
PT-RNTA-14F-5I-125	14'	.125"	11 3/4"	\$1335.97	\$966.98	\$782.49	\$690.25
PT-RNTA-14F-5I-188	14'	.188"	11 3/4"	\$1413.97	\$1044.98	\$860.49	\$768.25
PT-RNTA-16F-5I-125	16'	.125"	11 3/4"	\$1486.98	\$1058.74	\$844.62	\$737.56
PT-RNTA-16F-5I-188	16'	.188"	11 3/4"	\$1584.48	\$1156.24	\$942.12	\$835.06
PT-RNTA-18F-5I-125	18'	.125"	11 3/4"	\$1525.98	\$1097.74	\$883.62	\$776.56
PT-RNTA-18F-5I-188	18'	.188"	11 3/4"	\$1636.48	\$1208.24	\$994.12	\$887.06
PT-RNTA-20F-5I-188	20'	.188"	11 3/4"	\$1688.48	\$1260.24	\$1046.12	\$939.06

6" PT-RNTA - 6" Pole Diameter Round Non-Tapered Aluminum Pole

Cat. No.	Height	Wall Thickness	Bolt Circle Dia.	1 (Qty)	2-3 (Qty)	4-7 (Qty)	8+ (Qty)
PT-RNTA-20F-6I-250	20'	.250"	13"	\$1857.48	\$1429.24	\$1215.12	\$1108.06
PT-RNTA-25F-6I-250	25'	.250"	13"	\$2358.85	\$1770.93	\$1476.96	\$1329.98



STANDARD COLORS WITH SMOOTH OR TEXTURED FINISH

- Black RAL-9005
- White RAL-9003
- Gray RAL-7004
- Dark Bronze RAL-8019
- Silver RAL-9006

OTHER COLORS AVAILABLE AT AN ADDITIONAL COST.

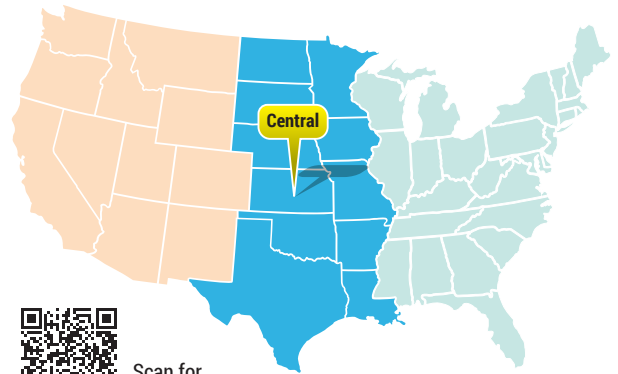
WESTERN

CENTRAL

EASTERN

ALUMINUM SQUARE NON-TAPERED

Extruded from 6063 alloy aluminum tubing. Heat treated to produce a T6 temper. Shaft is furnished with ground lugs located on cast aluminum base plate.



Scan for specs

POLES COME STANDARD WITH:

- Anchor bolts
- Base cover
- Pole cap
- Hand hold cover w/ hardware

FREE SHIPPING 
[SHIPS IN 4-6 WEEKS]

4"

PT-SNTA - 4" Pole Diameter Square Non-Tapered Aluminum Pole

Cat. No.	Height	Wall Thickness	Bolt Circle Dia.	1 (Qty)	2-3 (Qty)	4-7 (Qty)	8+ (Qty)
PT-SNTA-10F-4I-125	10'	.125"	10 1/4"	\$1074.67	\$764.83	\$609.92	\$532.46
PT-SNTA-12F-4I-125	12'	.125"	10 1/4"	\$1231.97	\$862.98	\$678.49	\$586.25
PT-SNTA-14F-4I-125	14'	.125"	10 1/4"	\$1270.97	\$901.98	\$717.49	\$625.25
PT-SNTA-16F-4I-125	16'	.125"	10 1/4"	\$1428.48	\$1000.24	\$786.12	\$679.06
PT-SNTA-16F-4I-188	16'	.188"	10 1/4"	\$1525.98	\$1097.74	\$883.62	\$776.56
PT-SNTA-18F-4I-125	18'	.125"	10 1/4"	\$1467.48	\$1039.24	\$825.12	\$718.06
PT-SNTA-18F-4I-188	18'	.188"	10 1/4"	\$1571.48	\$1143.24	\$929.12	\$822.06
PT-SNTA-20F-4I-188	20'	.188"	10 1/4"	\$1616.98	\$1188.74	\$974.62	\$867.56

5"

PT-SNTA - 5" Pole Diameter Square Non-Tapered Aluminum Pole

Cat. No.	Height	Wall Thickness	Bolt Circle Dia.	1 (Qty)	2-3 (Qty)	4-7 (Qty)	8+ (Qty)
PT-SNTA-18F-5I-188	18'	.188"	11 3/4"	\$1616.98	\$1188.74	\$974.62	\$867.56
PT-SNTA-20F-5I-188	20'	.188"	11 3/4"	\$1662.48	\$1234.24	\$1020.12	\$913.06
PT-SNTA-25F-5I-188	25'	.188"	11 3/4"	\$2111.85	\$1523.93	\$1229.96	\$1082.98

6"

PT-SNTA - 6" Pole Diameter Square Non-Tapered Aluminum Pole

Cat. No.	Height	Wall Thickness	Bolt Circle Dia.	1 (Qty)	2-3 (Qty)	4-7 (Qty)	8+ (Qty)
PT-SNTA-20F-6I-188	20'	.188"	13"	\$2013.48	\$1585.24	\$1371.12	\$1264.06
PT-SNTA-20F-6I-250	20'	.250"	13"	\$2175.98	\$1747.74	\$1533.62	\$1426.56
PT-SNTA-25F-6I-188	25'	.188"	13"	\$2553.85	\$1965.93	\$1671.96	\$1524.98
PT-SNTA-25F-6I-250	25'	.250"	13"	\$2735.85	\$2147.93	\$1853.96	\$1706.98

STANDARD COLORS WITH SMOOTH OR TEXTURED FINISH



Black
RAL-9005

White
RAL-9003

Gray
RAL-7004

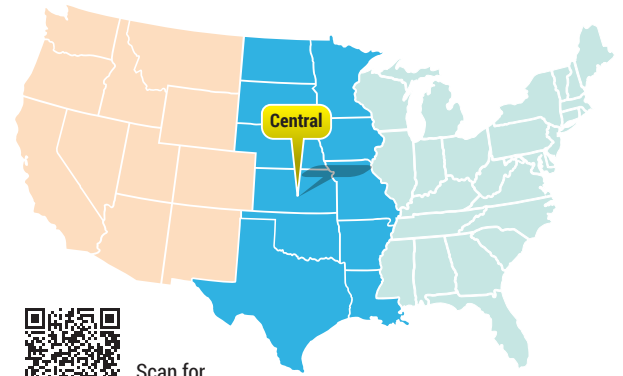
Dark Bronze
RAL-8019

Silver
RAL-9006

OTHER COLORS AVAILABLE AT AN ADDITIONAL COST.

ALUMINUM ROUND TAPERED

Spun tapered from 6063 alloy aluminum tubing. Heat treated to produce a T6 temper. Shaft is furnished with ground lugs located on cast aluminum base plate.



Scan for specs

POLES COME STANDARD WITH:

- Anchor bolts
- Base cover
- Pole cap
- Hand hold cover w/ hardware

FREE SHIPPING 
[SHIPS IN 4-6 WEEKS]

4"

PT-RTA - 4" Pole Diameter Round Tapered Aluminum Pole

Cat. No.	Height	Wall Thickness	Bolt Circle Dia.	1 (Qty)	2-3 (Qty)	4-7 (Qty)	8+ (Qty)
PT-RTA-10F-43-188	10'	.188"	10 1/4"	\$1432.17	\$1122.33	\$967.42	\$889.96
PT-RTA-12F-43-188	12'	.188"	10 1/4"	\$1563.47	\$1194.48	\$1009.99	\$917.75
PT-RTA-14F-43-188	14'	.188"	10 1/4"	\$1576.47	\$1207.48	\$1022.99	\$930.75

Pole Diameter: 4" bottom / 3" top

5"

PT-RTS - 5" Pole Diameter Round Tapered Aluminum Pole

Cat. No.	Height	Wall Thickness	Bolt Circle Dia.	1 (Qty)	2-3 (Qty)	4-7 (Qty)	8+ (Qty)
PT-RTA-12F-53-188	12'	.188"	11 3/4"	\$1732.47	\$1363.48	\$1178.99	\$1086.75
PT-RTA-14F-53-188	14'	.188"	11 3/4"	\$1745.47	\$1376.48	\$1191.99	\$1099.75
PT-RTA-15F-53-188	15'	.188"	11 3/4"	\$1870.48	\$1442.24	\$1228.12	\$1121.06
PT-RTA-16F-53-188	16'	.188"	11 3/4"	\$1876.98	\$1448.74	\$1234.62	\$1127.56
PT-RTA-18F-53-188	18'	.188"	11 3/4"	\$1889.98	\$1461.74	\$1247.62	\$1140.56

Pole Diameter: 5" bottom / 3" top

6"

PT-RTA - 6" Pole Diameter Round Tapered Aluminum Pole

Cat. No.	Height	Wall Thickness	Bolt Circle Dia.	1 (Qty)	2-3 (Qty)	4-7 (Qty)	8+ (Qty)
PT-RTA-20F-64-188	20'	.188"	13"	\$2344.98	\$1916.74	\$1702.62	\$1595.56
PT-RTA-22F-64-188	22'	.188"	13"	\$2670.85	\$2082.93	\$1788.96	\$1641.98
PT-RTA-24F-64-188	24'	.188"	13"	\$2677.35	\$2089.43	\$1795.46	\$1648.48
PT-RTA-25F-64-188	25'	.188"	13"	\$2683.85	\$2095.93	\$1801.96	\$1654.98

Pole Diameter: 6" bottom / 4" top



STANDARD COLORS WITH SMOOTH OR TEXTURED FINISH

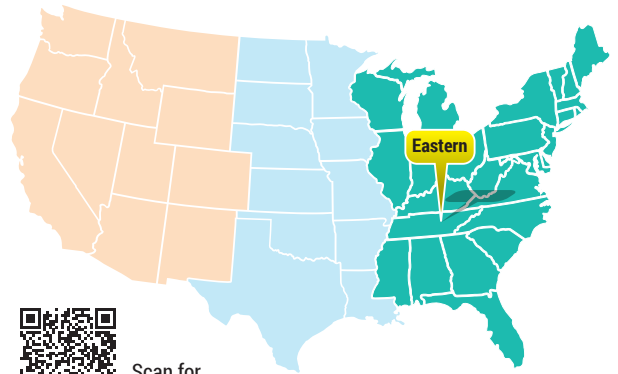
-  Black RAL-9005
-  White RAL-9003
-  Gray RAL-7004
-  Dark Bronze RAL-8019
-  Silver RAL-9006

OTHER COLORS AVAILABLE AT AN ADDITIONAL COST.

STEEL ROUND POLE NON-TAPERED

Fabricated from high grade structural steel tube. Conforms to ASTM-A-501-68 specifications, and meets or exceeds minimum yield strength of 46,000 P.S.I. Shaft is furnished with ground lug located inside pole, opposite hand hole.

FREE SHIPPING 
[SHIPS IN 4-6 WEEKS]



Scan for specs

POLES COME STANDARD WITH:

- Anchor bolts
- Base cover
- Pole cap
- Hand hold cover w/ hardware

4"

PT-RNTS - 4" Pole Diameter Round Non-Tapered Steel Pole

Cat. No.	Height	Wall Thickness	Bolt Circle Dia.	1 (Qty)	2-3 (Qty)	4-7 (Qty)	8+ (Qty)
PT-RNTS-10F-4I-11	10'	11g	9"	\$1156.13	\$776.32	\$586.41	\$491.45
PT-RNTS-12F-4I-11	12'	11g	9"	\$1364.57	\$889.63	\$652.17	\$533.43
PT-RNTS-14F-4I-11	14'	11g	9"	\$1380.17	\$905.23	\$667.77	\$549.03
PT-RNTS-16F-4I-11	16'	11g	9"	\$1588.17	\$1018.33	\$733.42	\$590.96
PT-RNTS-18F-4I-11	18'	11g	9"	\$1615.47	\$1045.63	\$760.72	\$618.26
PT-RNTS-20F-4I-11	20'	11g	10"	\$1621.97	\$1052.13	\$767.22	\$624.76
PT-RNTS-20F-4I-7	20'	7g	10"	\$1887.17	\$1317.33	\$1032.42	\$889.96
PT-RNTS-24F-4I-7	24'	7g	11"	\$2509.22	\$1654.36	\$1226.93	\$1013.21

5"

PT-RNTS - 5" Pole Diameter Round Non-Tapered Steel Pole

Cat. No.	Height	Wall Thickness	Bolt Circle Dia.	1 (Qty)	2-3 (Qty)	4-7 (Qty)	8+ (Qty)
PT-RNTS-16F-5I-11	16'	11g	11 1/2"	\$1724.67	\$1154.83	\$869.92	\$727.46
PT-RNTS-18F-5I-11	18'	11g	11 1/2"	\$1737.67	\$1167.83	\$882.92	\$740.46
PT-RNTS-18F-5I-7	18'	7g	11 1/2"	\$1978.17	\$1408.33	\$1123.42	\$980.96
PT-RNTS-20F-5I-11	20'	11g	11 1/2"	\$1750.67	\$1180.83	\$895.92	\$753.46
PT-RNTS-20F-5I-7	20'	7g	11 1/2"	\$1991.17	\$1421.33	\$1136.42	\$993.96
PT-RNTS-25F-5I-11	25'	11g	11 1/2"	\$2411.72	\$1556.86	\$1129.43	\$915.71
PT-RNTS-25F-5I-7	25'	7g	11 1/2"	\$2587.22	\$1732.36	\$1304.93	\$1091.21

6"

PT-RNTS - 6" Pole Diameter Round Non-Tapered Steel Pole

Cat. No.	Height	Wall Thickness	Bolt Circle Dia.	1 (Qty)	2-3 (Qty)	4-7 (Qty)	8+ (Qty)
PT-RNTS-18F-6I-7	18'	7g	11 1/2"	\$2244.67	\$1674.83	\$1389.92	\$1247.46
PT-RNTS-20F-6I-7	20'	7g	11 1/2"	\$2303.17	\$1733.33	\$1448.42	\$1305.96
PT-RNTS-25F-6I-7	25'	7g	11 1/2"	\$3009.72	\$2154.86	\$1727.43	\$1513.71

STANDARD COLORS WITH SMOOTH OR TEXTURED FINISH



Black
RAL-9005

White
RAL-9003

Gray
RAL-7004

Dark Bronze
RAL-8019

Silver
RAL-9006

OTHER COLORS AVAILABLE AT AN ADDITIONAL COST.

WESTERN

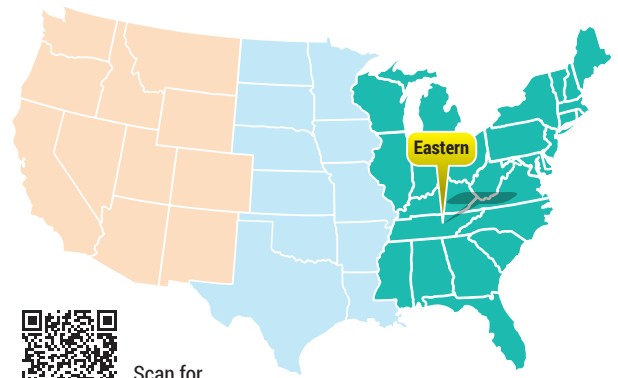
CENTRAL

EASTERN

STEEL SQUARE NON-TAPERED

Fabricated from high grade structural steel tube. Conforms to ASTM-A-501-68 specifications, and meets or exceeds minimum yield strength of 46,000 P.S.I. Shaft is furnished with ground lug located inside pole, opposite hand hole.

FREE SHIPPING 
[SHIPS IN 4-6 WEEKS]



Scan for specs

POLES COME STANDARD WITH:

- Anchor bolts
- Base cover
- Pole cap
- Hand hold cover w/ hardware

4"

PT-SNTS - 4" Pole Diameter Square Non-Tapered Steel Pole

Cat. No.	Height	Wall Thickness	Bolt Circle Dia.	1 (Qty)	2-3 (Qty)	4-7 (Qty)	8+ (Qty)
PT-SNTS-10F-4I-11	10'	11g	9"	\$1123.63	\$743.82	\$553.91	\$458.95
PT-SNTS-12F-4I-11	12'	11g	9"	\$1364.57	\$889.63	\$652.17	\$533.43
PT-SNTS-14F-4I-11	14'	11g	9"	\$1391.87	\$916.93	\$679.47	\$560.73
PT-SNTS-15F-4I-11	15'	11g	9"	\$1588.17	\$1018.33	\$733.42	\$590.96
PT-SNTS-16F-4I-11	16'	11g	9"	\$1598.57	\$1028.73	\$743.82	\$601.36
PT-SNTS-18F-4I-11	18'	11g	9"	\$1624.57	\$1054.73	\$769.82	\$627.36
PT-SNTS-20F-4I-11	20'	11g	10"	\$1642.77	\$1072.93	\$788.02	\$645.56
PT-SNTS-20F-4I-7	20'	7g	10"	\$1761.07	\$1191.23	\$906.32	\$763.86
PT-SNTS-25F-4I-11	25'	11g	11"	\$2267.42	\$1412.56	\$985.13	\$771.41
PT-SNTS-25F-4I-7	25'	7g	11"	\$2396.12	\$1541.26	\$1113.83	\$900.11

5"

PT-SNTS - 5" Pole Diameter Square Non-Tapered Steel Pole

Cat. No.	Height	Wall Thickness	Bolt Circle Dia.	1 (Qty)	2-3 (Qty)	4-7 (Qty)	8+ (Qty)
PT-SNTS-18F-5I-11	18'	11g	11 1/2"	\$1854.67	\$1284.83	\$999.92	\$857.46
PT-SNTS-20F-5I-11	20'	11g	11 1/2"	\$1875.47	\$1305.63	\$1020.72	\$878.26
PT-SNTS-20F-5I-7	20'	7g	11 1/2"	\$2024.97	\$1455.13	\$1170.22	\$1027.76
PT-SNTS-25F-5I-11	25'	11g	11 1/2"	\$2554.72	\$1699.86	\$1272.43	\$1058.71
PT-SNTS-25F-5I-7	25'	7g	11 1/2"	\$2676.92	\$1822.06	\$1394.63	\$1180.91

6"

PT-SNTS - 6" Pole Diameter Square Non-Tapered Steel Pole

Cat. No.	Height	Wall Thickness	Bolt Circle Dia.	1 (Qty)	2-3 (Qty)	4-7 (Qty)	8+ (Qty)
PT-SNTS-20F-6I-7	20'	7g	11 1/2"	\$2160.17	\$1590.33	\$1305.42	\$1162.96
PT-SNTS-25F-6I-7	25'	7g	11 1/2"	\$2853.72	\$1998.86	\$1571.43	\$1357.71



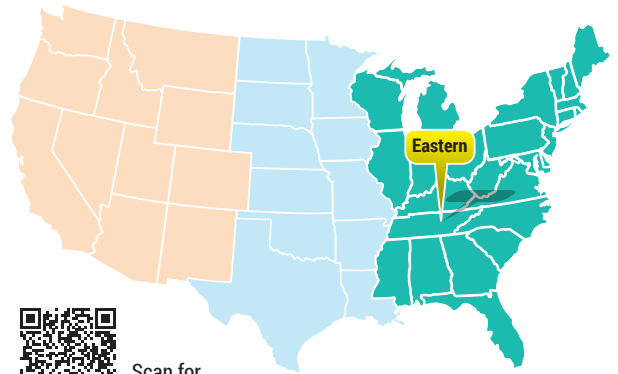
STANDARD COLORS WITH SMOOTH OR TEXTURED FINISH

- Black RAL-9005
- White RAL-9003
- Gray RAL-7004
- Dark Bronze RAL-8019
- Silver RAL-9006

OTHER COLORS AVAILABLE AT AN ADDITIONAL COST.

ALUMINUM ROUND POLE NON-TAPERED

Extruded from 6063 alloy aluminum tubing. Heat treated to produce a T6 temper. Shaft is furnished with ground lugs located on cast aluminum base plate.



Scan for specs

POLES COME STANDARD WITH:

- Anchor bolts
- Base cover
- Pole cap
- Hand hold cover w/ hardware

FREE SHIPPING 
[SHIPS IN 4-6 WEEKS]

4"

PT-RNTA - 4" Pole Diameter Round Non-Tapered Aluminum Pole

Cat. No.	Height	Wall Thickness	Bolt Circle Dia.	1 (Qty)	2-3 (Qty)	4-7 (Qty)	8+ (Qty)
PT-RNTA-10F-4I-125	10'	.125"	10 1/4"	\$1221.13	\$841.32	\$651.41	\$556.45
PT-RNTA-12F-4I-125	12'	.125"	10 1/4"	\$1450.37	\$975.43	\$737.97	\$619.23
PT-RNTA-14F-4I-125	14'	.125"	10 1/4"	\$1489.37	\$1014.43	\$776.97	\$658.23
PT-RNTA-15F-4I-125	15'	.125"	10 1/4"	\$1698.67	\$1128.83	\$843.92	\$701.46

5"

PT-RNTA - 5" Pole Diameter Round Non-Tapered Aluminum Pole

Cat. No.	Height	Wall Thickness	Bolt Circle Dia.	1 (Qty)	2-3 (Qty)	4-7 (Qty)	8+ (Qty)
PT-RNTA-10F-5I-125	10'	.125"	11 3/4"	\$1273.13	\$893.32	\$703.41	\$608.45
PT-RNTA-12F-5I-125	12'	.125"	11 3/4"	\$1515.37	\$1040.43	\$802.97	\$684.23
PT-RNTA-12F-5I-188	12'	.188"	11 3/4"	\$1573.87	\$1098.93	\$861.47	\$742.73
PT-RNTA-14F-5I-125	14'	.125"	11 3/4"	\$1547.87	\$1072.93	\$835.47	\$716.73
PT-RNTA-14F-5I-188	14'	.188"	11 3/4"	\$1625.87	\$1150.93	\$913.47	\$794.73
PT-RNTA-16F-5I-125	16'	.125"	11 3/4"	\$1770.17	\$1200.33	\$915.42	\$772.96
PT-RNTA-16F-5I-188	16'	.188"	11 3/4"	\$1867.67	\$1297.83	\$1012.92	\$870.46
PT-RNTA-18F-5I-125	18'	.125"	11 3/4"	\$1809.17	\$1239.33	\$954.42	\$811.96
PT-RNTA-18F-5I-188	18'	.188"	11 3/4"	\$1919.67	\$1349.83	\$1064.92	\$922.46
PT-RNTA-20F-5I-188	20'	.188"	11 3/4"	\$1971.67	\$1401.83	\$1116.92	\$974.46

6"

PT-RNTA - 6" Pole Diameter Round Non-Tapered Aluminum Pole

Cat. No.	Height	Wall Thickness	Bolt Circle Dia.	1 (Qty)	2-3 (Qty)	4-7 (Qty)	8+ (Qty)
PT-RNTA-20F-6I-250	20'	.250"	13"	\$2140.67	\$1570.83	\$1285.92	\$1143.46
PT-RNTA-25F-6I-250	25'	.250"	13"	\$2892.72	\$2037.86	\$1610.43	\$1396.71

STANDARD COLORS WITH SMOOTH OR TEXTURED FINISH



-  **Black**
RAL-9005
-  **White**
RAL-9003
-  **Gray**
RAL-7004
-  **Dark Bronze**
RAL-8019
-  **Silver**
RAL-9006

OTHER COLORS AVAILABLE AT AN ADDITIONAL COST.

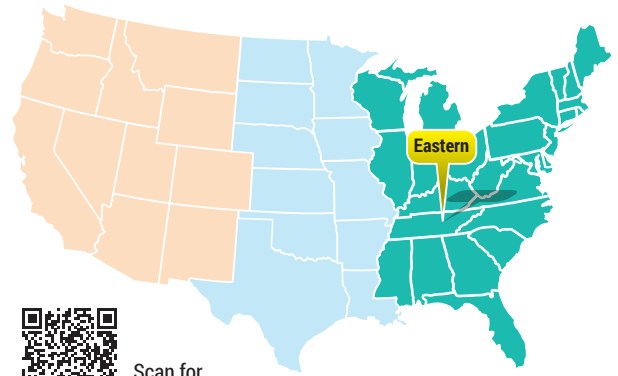
WESTERN

CENTRAL

EASTERN

ALUMINUM SQUARE POLE NON-TAPERED

Extruded from 6063 alloy aluminum tubing. Heat treated to produce a T6 temper. Shaft is furnished with ground lugs located on cast aluminum base plate.



Scan for specs

POLES COME STANDARD WITH:

- Anchor bolts
- Base cover
- Pole cap
- Hand hold cover w/ hardware

FREE SHIPPING 
[SHIPS IN 4-6 WEEKS]

4" PT-SNTA - 4" Pole Diameter Square Non-Tapered Aluminum Pole

Cat. No.	Height	Wall Thickness	Bolt Circle Dia.	1 (Qty)	2-3 (Qty)	4-7 (Qty)	8+ (Qty)
PT-SNTA-10F-4I-125	10'	.125"	10 1/4"	\$1214.63	\$834.82	\$644.91	\$549.95
PT-SNTA-12F-4I-125	12'	.125"	10 1/4"	\$1443.87	\$968.93	\$731.47	\$612.73
PT-SNTA-14F-4I-125	14'	.125"	10 1/4"	\$1482.87	\$1007.93	\$770.47	\$651.73
PT-SNTA-16F-4I-125	16'	.125"	10 1/4"	\$1711.67	\$1141.83	\$856.92	\$714.46
PT-SNTA-16F-4I-188	16'	.188"	10 1/4"	\$1809.17	\$1239.33	\$954.42	\$811.96
PT-SNTA-18F-4I-125	18'	.125"	10 1/4"	\$1750.67	\$1180.83	\$895.92	\$753.46
PT-SNTA-18F-4I-188	18'	.188"	10 1/4"	\$1854.67	\$1284.83	\$999.92	\$857.46
PT-SNTA-20F-4I-188	20'	.188"	10 1/4"	\$1900.17	\$1330.33	\$1045.42	\$902.96

5" PT-SNTA - 5" Pole Diameter Square Non-Tapered Aluminum Pole

Cat. No.	Height	Wall Thickness	Bolt Circle Dia.	1 (Qty)	2-3 (Qty)	4-7 (Qty)	8+ (Qty)
PT-SNTA-18F-5I-188	18'	.188"	11 3/4"	\$1900.17	\$1330.33	\$1045.42	\$902.96
PT-SNTA-20F-5I-188	20'	.188"	11 3/4"	\$1945.67	\$1375.83	\$1090.92	\$948.46
PT-SNTA-25F-5I-188	25'	.188"	11 3/4"	\$2645.72	\$1790.86	\$1363.43	\$1149.71

6" PT-SNTA - 6" Pole Diameter Square Non-Tapered Aluminum Pole

Cat. No.	Height	Wall Thickness	Bolt Circle Dia.	1 (Qty)	2-3 (Qty)	4-7 (Qty)	8+ (Qty)
PT-SNTA-20F-6I-188	20'	.188"	13"	\$2296.67	\$1726.83	\$1441.92	\$1299.46
PT-SNTA-20F-6I-250	20'	.250"	13"	\$2459.17	\$1889.33	\$1604.42	\$1461.96
PT-SNTA-25F-6I-188	25'	.188"	13"	\$3087.72	\$2232.86	\$1805.43	\$1591.71
PT-SNTA-25F-6I-250	25'	.250"	13"	\$3269.72	\$2414.86	\$1987.43	\$1773.71

STANDARD COLORS WITH SMOOTH OR TEXTURED FINISH



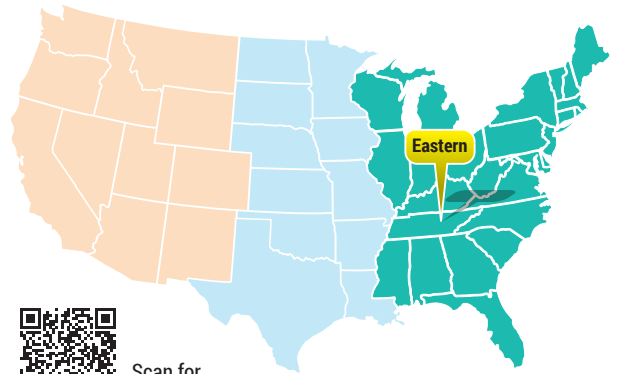
-  Black RAL-9005
-  White RAL-9003
-  Gray RAL-7004
-  Dark Bronze RAL-8019
-  Silver RAL-9006

OTHER COLORS AVAILABLE AT AN ADDITIONAL COST.

WESTERN
CENTRAL
EASTERN

ALUMINUM ROUND TAPERED POLE

Spun tapered from 6063 alloy aluminum tubing. Heat treated to produce a T6 temper. Shaft is furnished with ground lugs located on cast aluminum base plate.



Scan for specs

POLES COME STANDARD WITH:

- Anchor bolts
- Base cover
- Pole cap
- Hand hold cover w/ hardware

FREE SHIPPING 
[SHIPS IN 4-6 WEEKS]

4"

PT-RTA - 4" Pole Diameter Round Tapered Aluminum Pole

Cat. No.	Height	Wall Thickness	Bolt Circle Dia.	1 (Qty)	2-3 (Qty)	4-7 (Qty)	8+ (Qty)
PT-RTA-10F-43-188	10'	.188"	10 1/4"	\$1572.13	\$1192.32	\$1002.41	\$907.45
PT-RTA-12F-43-188	12'	.188"	10 1/4"	\$1775.37	\$1300.43	\$1062.97	\$944.23
PT-RTA-14F-43-188	14'	.188"	10 1/4"	\$1788.37	\$1313.43	\$1075.97	\$957.23

Pole Diameter: 4" bottom / 3" top

5"

PT-RTS - 5" Pole Diameter Round Tapered Aluminum Pole

Cat. No.	Height	Wall Thickness	Bolt Circle Dia.	1 (Qty)	2-3 (Qty)	4-7 (Qty)	8+ (Qty)
PT-RTA-12F-53-188	12'	.188"	11 3/4"	\$1944.37	\$1469.43	\$1231.97	\$1113.23
PT-RTA-14F-53-188	14'	.188"	11 3/4"	\$1957.37	\$1482.43	\$1244.97	\$1126.23
PT-RTA-15F-53-188	15'	.188"	11 3/4"	\$2153.67	\$1583.83	\$1298.92	\$1156.46
PT-RTA-16F-53-188	16'	.188"	11 3/4"	\$2160.17	\$1590.33	\$1305.42	\$1162.96
PT-RTA-18F-53-188	18'	.188"	11 3/4"	\$2173.17	\$1603.33	\$1318.42	\$1175.96

Pole Diameter: 5" bottom / 3" top

6"

PT-RTA - 6" Pole Diameter Round Tapered Aluminum Pole

Cat. No.	Height	Wall Thickness	Bolt Circle Dia.	1 (Qty)	2-3 (Qty)	4-7 (Qty)	8+ (Qty)
PT-RTA-20F-64-188	20'	.188"	13"	\$2628.17	\$2058.33	\$1773.42	\$1630.96
PT-RTA-22F-64-188	22'	.188"	13"	\$3204.72	\$2349.86	\$1922.43	\$1708.71
PT-RTA-24F-64-188	24'	.188"	13"	\$3211.22	\$2356.36	\$1928.93	\$1715.21
PT-RTA-25F-64-188	25'	.188"	13"	\$3217.72	\$2362.86	\$1935.43	\$1721.71

Pole Diameter: 6" bottom / 4" top

STANDARD COLORS WITH SMOOTH OR TEXTURED FINISH



-  Black
RAL-9005
-  White
RAL-9003
-  Gray
RAL-7004
-  Dark Bronze
RAL-8019
-  Silver
RAL-9006

OTHER COLORS AVAILABLE AT AN ADDITIONAL COST.

WESTERN

CENTRAL

EASTERN


\$1,000 FFA / \$1,500 for 8' Fixtures


*Please see last page for possible supplemental charges








PT-FLHO Series - High Output Flood Light with CCT and Wattage Selector



120V-277V / 480V • IP65 • 0-10V dimmable • 3000K/4000K/5000K • CRI>70
• Type 3 (Standard), Type 4, Type 5 (Special order required)

	Cat. No.	Watts	Lumens	Unit Price	with 480V	Qty	DLC Product ID
	PT-FLHO-MW-3CP	205W/225W/255W	up to 39,869	\$238.53	\$272.74	1	S-13GRUD

	Cat. No.	Watts	Lumens	Unit Price	with 480V	Qty	DLC Product ID
	PT-FLHO-HW-3CP	270W/300W/330W	up to 52,144	\$317.78	\$341.88	1	S-13GRUD

MOUNTING OPTIONS					PHOTOCELL OPTIONS	
						
SF-AL2 Slipfitter Mount	SPM-AL2 Adjustable Mount for Square/Round Pole	SAM-AL2 Straight Arm Mount for Square Pole	TM-AL2 Trunion Mount	UB-FLHO U-Bracket Mount	PC Photocell (120V-277V)	PC-HV Photocell (480V)
\$15.49	\$23.86	\$31.25	\$15.28	(HW) \$13.48 / (MW) \$11.58	\$10.36	\$19.37

PHOTOCELL PRE-INSTALLED

PT-FLM2 Series - Mini Flood Light with CCT and Wattage Selector



120V-277V • IP65 • 0-10V dimmable • 3000K/4000K/5000K • CRI>70


		Cat. No.	Watts	Lumens	Unit Price	Qty	DLC Product ID
		PT-FLM2-MW-3CP	40W/50W/60W	up to 9,229	\$58.62	1	S-KFQD2S
		PT-FLM2-15W-3CT	15W	up to 2,064	\$36.84	1	S-877155
		PT-FLM2-30W-3CT	30W	up to 4,341	\$41.83	1	S-2JZPVR

DUSK TO DAWN

PT-FLS1 Series - Flood Light with CCT and Wattage Selector



120V-277V • IP65 • 0-10V dimmable • 3000K/4000K/5000K • CRI>70

	Cat. No.	Watts	Lumens	Price	Qty	DLC Product ID
	PT-FLS1-15W-3CCT-KM	15W	2,097	\$41.67	1	PLQ084N9RJN1
	PT-FLS1-15W-3CCT-UB			\$41.67		
	PT-FLS1-35W-3CCT-KM	35W	4,641	\$44.42	1	PLXVZ78058PJ
	PT-FLS1-35W-3CCT-UB			\$44.42		
	PT-FLS1-60W-3CCT-KM	60W	7,782	\$60.47	1	PL1MXP2VBSE0
	PT-FLS1-60W-3CCT-UB			\$64.74		
	PT-FLS1-105W-3CCT-SF	105W	13,243	\$118.48	1	PL1LP6327GUY
	PT-FLS1-105W-3CCT-UB			\$101.28		
	PT-FLS1-140W-3CCT-SF	140W	17,894	\$137.71	1	PLN4LF31GR4V
PT-FLS1-140W-3CCT-UB	\$128.61			1		

\$1,000 FFA / \$1,500 for 8' Fixtures

*Please see last page for possible supplemental charges

PT-CAT2 Series - Square Canopy Luminaire with CCT and Wattage Selector



120V-277V • IP65 • 0-10V dimmable • 3000K/4000K/5000K • CRI>80

	Cat. No.	Watts	Lumens	Unit Price	Qty	DLC Product ID
	PT-CAT2-HW-3CP	40W/60W/70W	up to 9,055	\$73.90	1	S-5921WX
PT-CAT2-LW-3CP	28W/35W/40W	up to 4,979	\$73.35	1	S-95XK59	



PSB\$7.49
Photocell (100V-277V) Installed



PSA\$8.78
Adjustable Photocell (100V-277V) Installed

CAS1 Series - Canopy Luminaire with CCT and Wattage Selector



120V-277V • IP65 • 0-10V dimmable • 3000K/4000K/5000K • CRI>80

	Cat. No.	Watts	Lumens	Unit Price	Qty	DLC Product ID
	PT-CAS1-LW-3CP	20W/30W/40W	up to 5,785	\$83.05	1	S-QL297R
PT-CAS1-MW-3CP	55W/65W/75W	up to 10,888	\$105.06	1	S-PZNCN3	



PT-UNI-35-PR

Audiojack Motion Sensor
(No factory installation required)

MSS-RC-100

Remote Control Unit


For pricing
(see page 47)

DUSK TO DAWN

BL Series - Dusk-to-Dawn Barn Light with CCT and Wattage Selector



120V-277V • IP65 • 0-10V dimmable • 3000K/4000K/5000K • CRI>80

	Cat. No.	Watts	Lumens	Unit Price	Qty	DLC Product ID
	PT-BL-LW-3CP	36W/48W/60W	up to 7,800	\$70.70	1	S-50906R
PT-BL-HW-3CP	72W/96W/120W	up to 15,600	\$97.21	1	S-D8TL6Z	



(Mounting pole and bracket included)

EDGE-LIT EXIT SIGN WITH BATTERY BACK-UP Series



120V-277V • Indoor damp location • 24 HR charging time
• Input watt of 3.5W • 180 mins run time



PT-EXL-EDL-CLR SERIES

Clear Edge-Lit Exit Sign with Battery Back-up

Aluminum housing with clear high grade acrylic panel. Removable directional indicators. Easy installation. Ideal use for commercial buildings, industrial facilities, entryways, stairways, and hallways.

Series	Face	Letter	Finish	Housing	Mounting	Price
PT-EXL-EDL (Edge-lit)	1	R (Red)	CLR (Clear)	AL (Aluminum)	Ceiling, Wall, Side	\$44.21
PT-EXL-EDL (Edge-lit)	1	G (Green)	CLR (Clear)	AL (Aluminum)	Ceiling, Wall, Side	\$44.21



PT-EXL-EDL-MIR SERIES

Mirror Edge-Lit Exit Sign with Battery Back-up

Aluminum housing with clear high grade acrylic panel. Removable directional indicators. Easy installation. Ideal use for commercial buildings, industrial facilities, entryways, stairways, and hallways.

Series	Face	Letter	Finish	Housing	Mounting	Price
PT-EXL-EDL (Edge-lit)	2	R (Red)	MIR (Mirror)	AL (Aluminum)	Ceiling, Wall, Side	\$47.89
PT-EXL-EDL (Edge-lit)	2	G (Green)	MIR (Mirror)	AL (Aluminum)	Ceiling, Wall, Side	\$47.89

REMOTE CAPABLE EXIT SIGN WITH BATTERY BACK-UP Series



120V-277V • Indoor damp location • 24 HR charging time
• Input watt of 3.5W • 90 mins run time



PT-EXL-C-S-RC

Remote Capable Exit Sign and Emergency Light Combo with Battery Back-up

The PT-EXL-C-S-RC Series is the category leader in emergency lighting featuring adjustable, dual head lights, 90-minute power outage uptime, backlit green and red chevrons (single or double), and a polycarbonate housing.

Series	Style	Finish	Mounting	Price
PT-EXL-C-S-RC	S (Square LED Lamp)	White	Ceiling, Wall, Side	\$39.60



PT-EML-S-RC

Remote Capable Square Double Head Emergency Light

The PT-EML-S-RC Series is a dual head LED fixture with a minimum up time of 90 minutes during outages. The dual head LEDs are adjustable to optimize lighting direction in difficult applications.

Series	Style	Finish	Mounting	Price
PT-EML-S-RC	S (Square)	White	Ceiling, Wall	\$23.18

Remote Head for PT-EXL-C-S-RC and PT-EML-S-RC Series:



EML-S-WL-1H
1 Wet Location Remote Head

\$9.82



EML-S-WL-2H
2 Wet Location Remote Heads

\$14.74



EML-S-DL-1H
1 Damp Location Remote Head

\$7.67



EML-S-DL-2H
2 Damp Location Remote Head

\$11.68

EXIT SIGN WITH EMERGENCY LIGHT

Portor's Exit Sign with Emergency Light series is UL924, UL damp location, NFPA 101, NEC/OSHA, Title 20 compliant and adheres to the majority of state and local codes for indoor exit and emergency lighting solutions.



EXIT SIGN SALIDA WITH BATTERY BACK-UP Series



PT-EXL-C-S-SAL Square Bi-Color Salida Exit Sign and Emergency Light Combo

The PT-EXL-C-S-SAL Series is the category leader in emergency lighting featuring adjustable, dual head lights, 90-minute power outage uptime, backlit green and red chevrons (single or double), and a polycarbonate housing.

Series	Style	Face	Finish	Mounting	Price
PT-EXL-C-S-SAL	S (Square LED Lamp)	SAL (Salida)	White	Ceiling, Wall, Side	\$33.30



PT-EXL-2-SAL Bi-Color Salida Exit Sign

The PT-EXL-2-SAL Series is the category leader in emergency lighting featuring adjustable, dual head lights, 90-minute power outage uptime, backlit green and red chevrons (single or double), and a polycarbonate housing.

Series	Style	Face	Finish	Mounting	Price
PT-EXL-2-SAL	2 (2-faced)	SAL (Salida)	White	Ceiling, Side	\$18.13



PT-EXL-C-SLM-RED Slim Exit Sign and Emergency Light Combo

The PT-EXL-C-SLM-RED Slim Series features adjustable dual head lights, 90-minute power outage uptime, backlit red chevrons (single or double), and a polycarbonate housing.

Series	Style	Finish	Mounting	Price
PT-EXL-C-SLM-RED	S (Slim LED Lamp)	White	Ceiling, Wall, Side	\$24.85



PT-EXL-C-R Round Bi-Color Exit Sign and Emergency Light Combo

The PT-EXL-C-R Slim Series features adjustable, dual head lights, 90-minute power outage uptime, backlit red chevrons (single or double), and a polycarbonate housing.

Series	Style	Finish	Mounting	Price
PT-EXL-C-R	R (Round LED Lamp)	White	Ceiling, Wall, Side	\$24.25



PT-EXL-C-S Square Bi-Color Exit Sign and Emergency Light Combo

The PT-EXL-C-S Series is the category leader in emergency lighting featuring adjustable, dual head lights, 90-minute power outage uptime, backlit green and red chevrons (single or double), and a polycarbonate housing.

Series	Style	Finish	Mounting	Price
PT-EXL-C-S	S (Square LED Lamp)	White	Ceiling, Wall, Side	\$32.60



PT-EXL-2-RED Slim Thermoplastic Exit Sign

The PT-EXL-2-RED Series is a slim exit light featuring 90 minutes of up time during outage, field adjustable for single or dual face, and complies with UL924, UL damp location, NFPA 101, NEC/OSHA, and Title 20.

Series	Style	Finish	Mounting	Price
PT-EXL-2-RED	S (Square LED Lamp)	White	Ceiling, Wall, Side	\$16.74



PT-EXL-2 Bi-Color Exit Sign

The PT-EXL-2 Series is the category leader in emergency lighting featuring adjustable, dual head lights, 90-minute power outage uptime, backlit green and red chevrons (single or double), and a polycarbonate housing.

Series	Style	Finish	Mounting	Price
PT-EXL-2	2 (2-faced)	White	Ceiling, Side	\$17.76

PT-EML-R Round Double Head Emergency Light



The dual head LEDs are adjustable to optimize lighting direction in difficult applications. White finish. Ceiling and wall mounting.

Series	Price
PT-EML-R	\$16.33

PT-EML-S Square Double Head Emergency Light



The dual head LEDs are adjustable to optimize lighting direction in difficult applications. White finish. Ceiling and wall mounting.

Series	Price
PT-EML-S	\$17.47



CLRHF Series

Round High Bay LED Luminaire

The CLRHF series is IP69K rated and can be used indoors or outdoors, as it protects against water, dust, and vapor.

IP69K



Cat. No.	Watts	Lumens*	CCT	Unit Price (120-277)	Unit Price (480V)	Qty
CLRHF-150W	150	24,750	5000K	\$369.13	\$445.99	1
CLRHF-200W	200	33,000		\$484.69	\$567.63	1
CLRHF-240W	240	39,600		\$524.59	\$632.89	1

* Lumens are for 120-277V

CLFL1 Series

Flood Light LED Luminaire


The CLFL series is IP65 rated and can be used indoors or outdoors, as it protects against water, dust, and vapor. Comes standard with surface mounting kit. Available in 120-277V only.

IP65



Lens Options:

30° or 60°
+\$/lens



CLFL1-300W

Cat. No.	Watts	Lumens	CCT	Unit Price	Qty
CLFL1-100W	100	17,000	5000K	\$309.08	1
CLFL1-200W	200	34,000		\$478.46	1
CLFL1-300W	300	51,000		\$708.33	1

CUSTOM COLOR

A V A I L A B L E



YOU HAVE THE POWER TO CHOOSE

Lighting isn't just about brightness—it's also about style. With the power to choose custom fixture colors, you can match your lighting to your space's design perfectly. Whether you want a sleek black finish for a modern industrial look, a soft white to blend seamlessly with ceilings, or a bold custom color to make a statement, the choice is yours. Custom fixture colors give you the freedom to elevate your design, reflect your brand, or simply create a cohesive aesthetic across your space. It's not just lighting—it's a design element made uniquely yours.

LEAVE THE HARD WORK TO US

Choosing a custom color for your lighting fixtures is more than just picking a shade—it's a professional finishing process that ensures durability and design precision. We offer both powder coating and liquid painting options to match your desired look. Powder coating provides a tough, uniform, and environmentally friendly finish, ideal for high-durability needs and outdoor use. For more intricate designs or exact color matching, liquid painting allows for greater customization and a smoother, refined appearance. Whether you're aiming for a bold brand color, a subtle tone to match your interiors, or a metallic effect, our finishing process guarantees that your fixtures not only perform beautifully—but look stunning, too.

EMERGENCY BATTERY BACK-UP

LOW OUTPUT VOLTAGE EM BATTERY

PT-EMD-8W



PT-EMD-16W



PT-EMD-32W



EMD Series - LED Emergency Battery Back-up

UL Listed • 100V-277V • 90 min operation • Li-ion type battery • 24 hr charging time

Cat. No.	Watts	Output Voltage	Current	Price	w/ Installation	Qty
PT-EMD-8W	8W	20V-52V DC	50mA max	\$42.66	\$51.76	1
PT-EMD-16W	16W	20V-52V DC	80mA max	\$62.43	\$71.53	1
PT-EMD-32W	32W	20V-52V DC	80mA max	\$98.51	\$107.61	1

See compatibility chart on page 49

LOW OUTPUT VOLTAGE EM BATTERY

PT-EMA-8W



PT-EMA-25W / PT-EMA-32W



EMA Series - LED Emergency Battery Back-up

UL Listed • 100V-277V • 90 min operation • Li-ion type battery • 24 hr charging time

Cat. No.	Watts	Output Voltage	Current	Price	w/ Installation	Qty
PT-EMA-8W	8W	150V-170V DC	80mA max	\$55.85	\$64.95	1
PT-EMA-25W	25W	150V-170V DC	80mA max	\$84.71	\$93.81	1
PT-EMA-32W	32W	150V-170V DC	80mA max	\$101.65	\$110.75	1

See compatibility chart on page 49

LOW OUTPUT VOLTAGE EM BATTERY

PT-EMA-P-8W



EMA-P Series - LED Emergency Battery Back-up

UL Listed • 100V-277V • 90 min operation • Li-ion type battery • 24 hr charging time

Cat. No.	Watts	Output Voltage	Current	Price	w/ Installation	Qty
PT-EMA-P-8W	8W	150V-170V DC	80mA max	\$58.36	\$76.06	1

See compatibility chart on page 49



EMU Series - Emergency LED Driver for Round High Bay

UL Listed • 100V-347V • 90 min operation • Ni-MH type battery • 24 hr charging time • Remote is optional

Cat. No.	EM Power	Output Voltage	Current	Price	Qty
PT-EMU3-25W	25W	170V DC	200mA max	\$183.10	1
PT-EMU3-40W	40W	170V DC	200mA max	\$196.01	1
RC-EMU	Remote Control for EMU			\$6.46	1

See compatibility chart on page 49

EMERGENCY BATTERY BACK-UP

UNIVERSAL VOLTAGE EM BATTERY

EMG Series - LED Emergency Battery Back-up

UL Listed • 100V-347V • 90 min operation • Li-ion type battery • 24 hr charging time



Cat. No.	Watts	Output Voltage	Current	Price	w/ Installation	Qty
PT-EMG-25W	25W	170V DC	200mA max	\$128.20	\$137.30	1

See compatibility chart on page 49

LOW OUTPUT VOLTAGE EM BATTERY

EMN Series - LED Emergency Battery Back-up

UL Listed • 100V-277V • 90 min operation • Li-ion type battery • 24 hr charging time




Cat. No.	Watts	Output Voltage	Current	Price	w/ Installation	Qty
PT-EMN-15W-050	15W	25V-50V DC	100mA max	\$62.35	\$71.45	1
PT-EMN-15W-155	15W	81V-155V DC	100mA max	\$59.10	\$68.20	1

See compatibility chart on page 49

SDT Series - Step-down Auto-transformer

Our new PT-SDT-325 is a step-down auto-transformer designed to convert high voltage, low current power into low voltage, high current power. It has a maximum power rating of 325VA, which makes it suitable for use in a variety of applications, such as electrical power transmission, distribution, and electronic devices.

PLEASE CONSULT FACTORY BEFORE USE

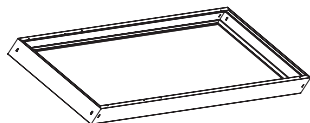


Cat. No.	Description	Price	w/ Installation	Qty
PT-SDT-325	Step-down Auto-transformer (325 VA Transformer-A Type) Max fixture wattage of 240W	\$53.13	\$62.23	1

Cat. No.	Description	Price	Qty
PT-SDT-RHB-325	Step-down Auto-transformer For Round High Bay (325 VA Transformer-A Type) Max fixture wattage of 240W	\$67.21	1

SMK-UNI

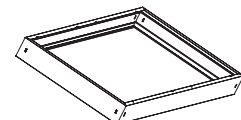
Surface Mount Kit for Troffer and Flat Panel



SMK-UNI-24 \$33.23
2'x4' Surface Mount Kit for Troffer and Flat Panel



SMK-UNI-14 \$28.31
1'x4' Surface Mount Kit for Troffer and Flat Panel



SMK-UNI-22 \$23.77
2'x2' Surface Mount Kit for Troffer and Flat Panel

\$1,000 FFA / \$1,500 for 8' Fixtures

*Please see last page for possible supplemental charges


MOTION SENSOR



Cat. No.	Description	Price	w/ Installation	Qty
PT-UNI-SP-PR-3	Short Pin PIR Motion Sensor	\$15.53	\$30.08	1
PT-UNI2-SP-MW	Short Pin Microwave Motion Sensor	\$22.57	\$37.11	1

See compatibility chart of page 50


MOTION SENSOR



Cat. No.	Description	Price	w/ Installation	Qty
PT-MSK-LV-MW	Internal Microwave Motion Sensor	\$14.21	\$23.31	1

See compatibility chart of page 50

MOTION SENSOR



Cat. No.	Description	Price	w/ Installation	Qty
PT-UNI-35-PR	Audiojack Motion Sensor (With daylight harvesting)	\$15.59	\$32.18	1
ELB-UNI-35	Elbow adapter for PT-UNI-35-PR (required)	\$3.63	\$12.73	1

See compatibility chart of page 50

MOTION SENSOR



Cat. No.	Description	Price	Qty
PT-MS-4P-PR	PIR Motion Sensor for Sensor Ready Fixtures	\$10.34	1

MOTION SENSOR



PT-MSH-LV-MW
Internal Microwave Motion Sensor

Price	w/ Installation	Qty
\$11.27	\$20.37	1

See compatibility chart of page 50

MOTION SENSOR




MS-WP3
Motion Sensor for Wallpack

Price	w/ Installation	Qty
\$12.91	\$22.01	1

See compatibility chart of page 50

REMOTE CONTROL



Cat. No.	Description	Price	Qty
¹ MSH-RC2	Remote control (Works with PT-UNI2-SP-MW, PT-MSH-LV-MW)	\$24.61	1
² MSS-RC-100	Remote control (Works with PT-UNI-35-PR, PT-UNI-SP-PR-3)	\$25.83	1
³ MSK-LV-RC	Remote control (Works with PT-MSK-LV-MW, PT-MS-4P-PR)	\$20.99	1

PHOTOCELL



Cat. No.	Description	Price	w/ Installation	Qty
PSA	Adjustable Photocell (120V-277V)	\$8.78	\$17.88	1

PHOTOCELL



Cat. No.	Description	Price	w/ Installation	Qty
PSB	Photocell (120V-277V)	\$7.49	\$16.59	1

\$1,000 FFA / \$1,500 for 8' Fixtures

*Please see last page for possible supplemental charges



MC Series - 6-ft Metal Flex Whip


Fully assemble whips • 18 AWG / 22 AWG • Flexible 3/8" metal conduit • 5" and 6" wire leads

Cat. No.	No. of Wire	Type	Price	Installed (\$)	Qty
MC-5W-SC-6F	5	Screw-in	\$9.66	\$18.76	1
MC-6W-SC-6F	6		\$10.61	\$19.71	1
MC-5W-SN-HD3-6F	5	Snap-in	\$9.66	\$18.76	1
MC-6W-SN-HD3-6F	6		\$10.61	\$19.71	1



CON-90 - 90° Adapter for use w/ MC Series

Cat. No.	Description	Price	Installed (\$)	Qty
CON-90	90° Adapter for use w/ MC product line	\$0.99	\$10.09	1



SURGE PROTECTOR

Cat. No.	Description	Price	Installed (\$)	Qty
SP-10KV-LV	100V-300V/50-60 Hz Surge Protector	\$7.49	\$16.59	1
SP-10KV-HV	277V-480V/50-60 Hz Surge Protector	\$8.40	\$17.50	1



WIRE CONNECTOR

Cat. No.	Description	Price	Qty
5PWC	Waterproof 5-Prong Wire Connector	\$2.88	1
3PWC	Waterproof 3-Prong Wire Connector	\$1.64	1



LOCKING PLUG

Cat. No.	Description	Price
LO-LEV-161-04720-00C	Locking plug, 15 Amp, 125V, Industrial grade (Black & white)	(Prices vary. Please inquire)
LO-LEV-161-04770-00C	Locking plug, 15 Amp, 277V, Industrial grade (Black & white)	



PLUG

PLUG-5FT
5ft electrical power cord with plug (Black)
(Prices vary. Please inquire)







SO CORD

SO-1803-BL / SO-1803-WH
18AWG 3-wire SO cord (Black/White)
SO-1805-BL
18AWG 5-wire SO cord (Black)
(Prices vary. Please inquire)

EM BATTERY



At Portor Industry, we believe that “ease of doing business” is one of our best traits. Please use the table below as an easy reference chart to learn which emergency batteries are compatible with each of our Portor Lighting fixtures.

EM BATTERY MODEL	PORTOR PRODUCT		
<p>PT-EMD SERIES</p>  <p>8W* 16W** 32W***</p>	<p>PT-LHB Series - Linear High Bay</p>  <ul style="list-style-type: none"> • PT-LHB-105W-2CCT** • PT-LHB-155W-2CCT** • PT-LHB-170W-2CCT*** • PT-LHB-210W-2CCT*** • PT-LHB-300W-2CCT*** 		<p>PT-TRO/TRO2 Series - Troffer</p>  <p>2' X 4' Series*</p> <p>2' X 2' Series*</p>
<p>PT-EMA SERIES</p>  <p>8W 25W 32W</p>	<p>PT-BLP Series - Back-lit Flat Panel</p>  <p>2' X 4' Series 1' X 4' Series 2' X 2' Series</p>		<p>PT-CDL2 Series - Commercial</p>  <p>6" / 8" / 10"</p> <p>PT-DLS2-R-277 Series - Slim</p>  <p>4" / 6"</p>
<p>PT-EMU3 SERIES</p>  <p>25W</p> <p>40W</p>	<p>PT-RHB/RHBE Series - Round High Bay</p>  <p>PT-RHB-11D-3CP PT-RHB-13D-3CP</p> <p>Field installation only</p> <p>PT-RHBE-240W-50K PT-RHBE-150W-50K</p> <p>Field installation only</p>		
<p>PT-EMD-8W</p> 	<p>LINEAR STRIP / WRAPAROUND / VAPORTIGHT Series</p>  <p>PT-LSFA-4FT / PT-LS1-4FT Series</p> <p>PT-WA1 / PT-WAFA Series</p> <p>PT-VT2-4F Series</p> <p>CLVS-MO-4F Series</p>		
<p>PT-EMN-15W-050</p> 	<p>LINEAR STRIP / VAPORTIGHT Series</p>  <p>PT-LSFA-8FT / PT-LS1-8FT Series</p> <p>PT-VT2-8F Series</p> <p>CLVS-MO-8FT Series</p>		

SPECIFICATION SUBJECT TO CHANGE WITHOUT NOTICE.

At Portor Industry, we believe that “ease of doing business” is one of our best traits. Please use the table below as an easy reference chart to learn which motion sensors are compatible with each of our Portor Lighting fixtures.

PORTOR PRODUCT	MOTION SENSOR MODEL NUMBER	REMOTE CONTROL OPTION
 <p>PT-AL2N Series Area/Site Light with Wattage Selector</p>	 <p>MS-UNI-MW2 Microwave Motion Sensor</p>	 <p>MSH-RC2 Remote Control</p>
 <p>PT-WPH3 Series Wall Pack Luminaire with CCT and Wattage Selector</p>	 <p>MS-WP3 Microwave Motion Sensor (100V-277V)</p>	 <p>MSS-RC-100 Remote Control</p>
 <p>PT-CAS1-LW PT-CAS1-MW Round Canopy Luminaire with CCT and Wattage Selector</p>	 <p>PT-UNI-35-PR Dimmable PIR Motion Sensor</p>	 <p>MSS-RC-100 Remote Control</p>
 <p>PT-VS-MO PT-VS-WD Vapor-Seal Luminaire with CCT and Wattage Selector</p>	 <p>PT-MSH-LV-MW Microwave Motion Sensor</p>	 <p>MSH-RC2 Remote Control</p>
 <p>PT-WA2 Series PT-WAFA Series Wraparound Luminaire with CCT and Wattage Selector</p>	 <p>MS-MW Microwave Motion Sensor</p>	 <p>MSH-RC2 Remote Control</p>
 <p>PT-RHB Series Round High Bay with CCT and Wattage Selector</p>	 <p>PT-UNI2-SP-PR Dimmable PIR Motion Sensor</p>	 <p>MSH-RC2 Remote Control</p>
 <p>PT-LHB Series Linear High Bay with CCT Selector</p>	 <p>PT-UNI-35-PR Dimmable PIR Motion Sensor</p> <p>ELB-UNI-35 Elbow for UNI-35-PR</p>	 <p>MSS-RC-100 Remote Control</p>
 <p>PT-LS1 Series Linear Strip Luminaire with CCT and Wattage Selector</p>	 <p>PT-UNI-35-PR Dimmable PIR Motion Sensor</p> <p>ELB-UNI-35 Elbow for UNI-35-PR</p> <p>MSK-LV-MW Low Voltage Motion Sensor</p>	 <p>MSS-RC-100 Remote Control</p> <p>MSK-LV-RC Low Voltage Remote Control</p>

SPECIFICATION SUBJECT TO CHANGE WITHOUT NOTICE.

LIMITED PRODUCT WARRANTY

Portor Industry, Inc. (Company) warrants goods (Product) sold to purchaser (Customer) from defects in material and workmanship within our warranty period from the date of shipping (proof of purchase required), for a period of 5 (five) years.

Third party components, such as motion sensors, that are not manufactured by Portor Industry, Inc., are subject to the third party manufacturer's warranty and are not covered by this warranty. Any defect that is caused by improper use, improper installation, abuse, misuse, or modified in any way not authorized by Company, is excluded from this warranty.

This warranty is further conditioned upon proper storage, installation, use and maintenance. This is not applicable to any product which is not installed and operated in accordance with the National Electric Code (NEC), the Standards Institute (ANSI), or, in Canada, the Canadian Standards Association (CSA), and with the driver manufacturer's instructions and guidelines for the product. This warranty does not apply to damage or failure to perform arising from abuse, misuse, abnormal stresses and operating conditions, lightning, electrical surges or acts of God.

If any Product covered by this warranty is claimed to be defective, Company will replace Product after Customer has shipped Product back to Company for inspection (Company will pay for shipping costs). If Product is deemed to be defective by Company, Company will replace Product to Customer at no charge. If product has been discontinued or is otherwise not available, Company and Customer shall agree on replacement with a comparable product. Company will not pay for any removal or re-installation costs or expenses, including labor costs or expenses.

THIS LIMITED WARRANTY IS THE ONLY WARRANTY GIVEN BY PORTOR INDUSTRY, INC. WITH RESPECT TO THE PRODUCTS AND THE SOLE REMEDY FOR ANY AND ALL CLAIMS, IN CONTRACT, IN TORT OR OTHERWISE ARISING FROM THE FAILURE OF PRODUCT.

This limited warranty is effective for the purchases of the Product on or after the effective date set forth herein and is in consideration of and is expressly subject to and conditioned by the terms set forth herein. Portor Industry, Inc. reserves the right to modify this warranty from time to time and any modifications shall be effective for all orders placed on or after the effective date of such revised warranty.

PORTOR  **INDUSTRY**®

A LED LIGHTING MANUFACTURER

www.portorlighting.com

PORTORINDUSTRY®

A LED LIGHTING MANUFACTURER

www.portorlighting.com

PORTOR LIGHTING

540 N Loop Dr., Ontario, CA 91761

E-mail: info@portorindustry.com

Tel: 323-516-6458

The products depicted in this "PRICE SHEET" are for promotional purposes only. Any reproduction or alteration, without the express written consent of Portor Industry or Portor Lighting, is strictly forbidden.

Subject to change without notice.

Portor Lighting is not responsible for any typographical errors.

Actual colors of products may vary from printing.

© Portor Lighting 2025. All rights reserved.

1. We offer a 5-year limited warranty on all fixtures. Please visit website for more details.
2. *Freight is only for Dock to Dock service; Lift gate service will be an additional \$95 charge, Residential Delivery will be additional \$100, Redelivery will be an additional \$125, and Guaranteed Delivery fees may vary.
3. **WESTERN states include:** WA, OR, CA, ID, NV, UT, AZ, MT, WY, CO, NM, ND, SD, NE, KS, OK, and TX.
EASTERN states include: IL, KY, TN, MS, LA, MI, IN, AL, OH, WV, VA, NC, SC, GA, FL, ME, NH, VT, NY, MA, NJ, CT, RI, DE, PA, MN, IA, MO, WI AND AR.
4. You can download information about our products (Spec Sheets and IES files) from our website (www.portorlighting.com).

4q-portor-pricesheet-2025